




# National Runaway Safeline CRISIS SERVICES SNAPSHOT

DATA COLLECTED JANUARY 1, 2023 - DECEMBER 31, 2023

## CONNECTICUT

TOP 5 COUNTIES: Hartford (33%), New Haven (30%), Fairfield (23%), New London (5%), Litchfield (4%)

Total Crisis Contacts  
**187**



Hotline Calls  
26%



Live Chats  
72%



Texts  
2%

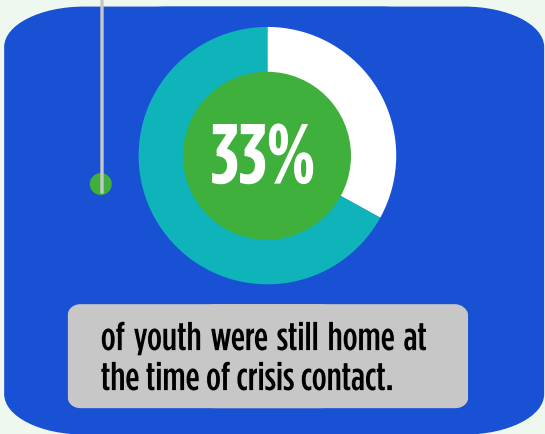


Emails  
1%



Forum Posts  
0%

4 Home Free Tickets Issued



### Youth Status at Time of Contact

39%	Youth In Crisis	11%	Homeless
24%	Contemplating Running	5%	Asked to Leave
22%	Runaway	0%	Suspected Missing

### Top Issues



81%  
Family Dynamics



33%  
Peer/Social Issues



31%  
Mental Health

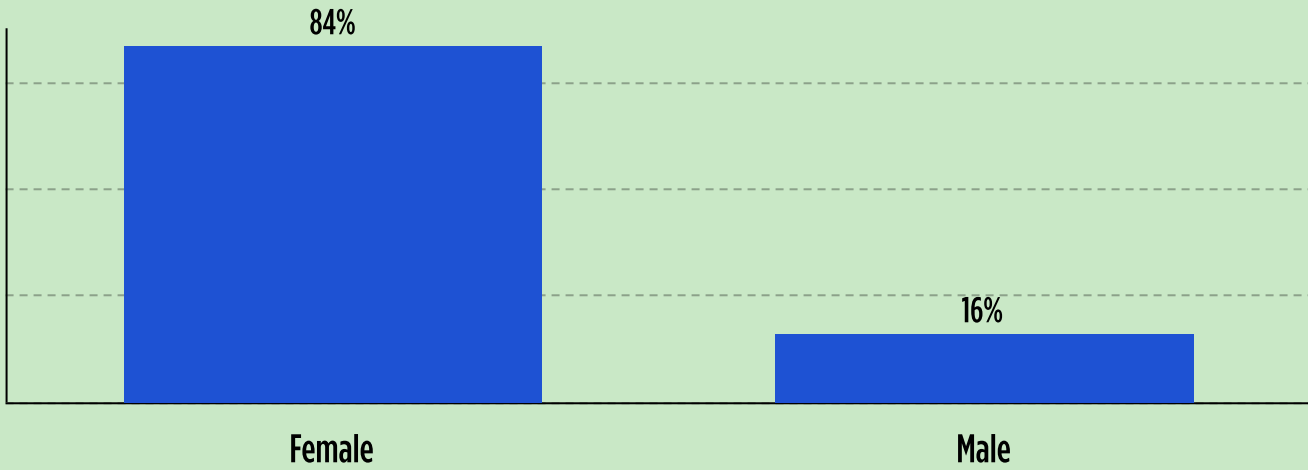


24%  
Economics

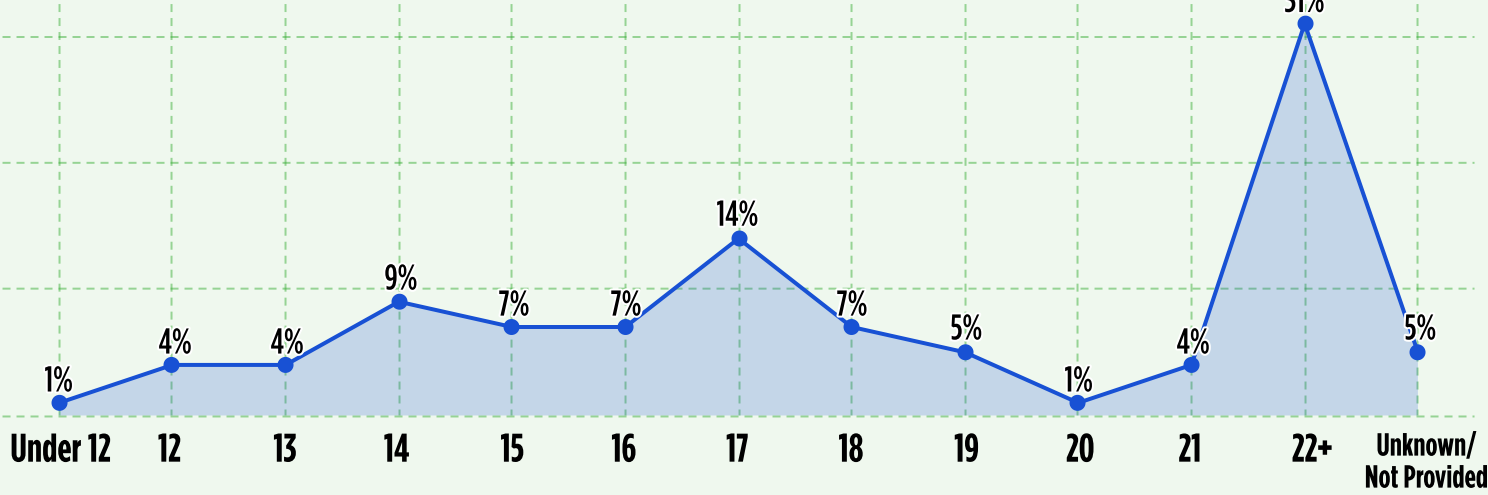


24%  
Emotional/Verbal Abuse

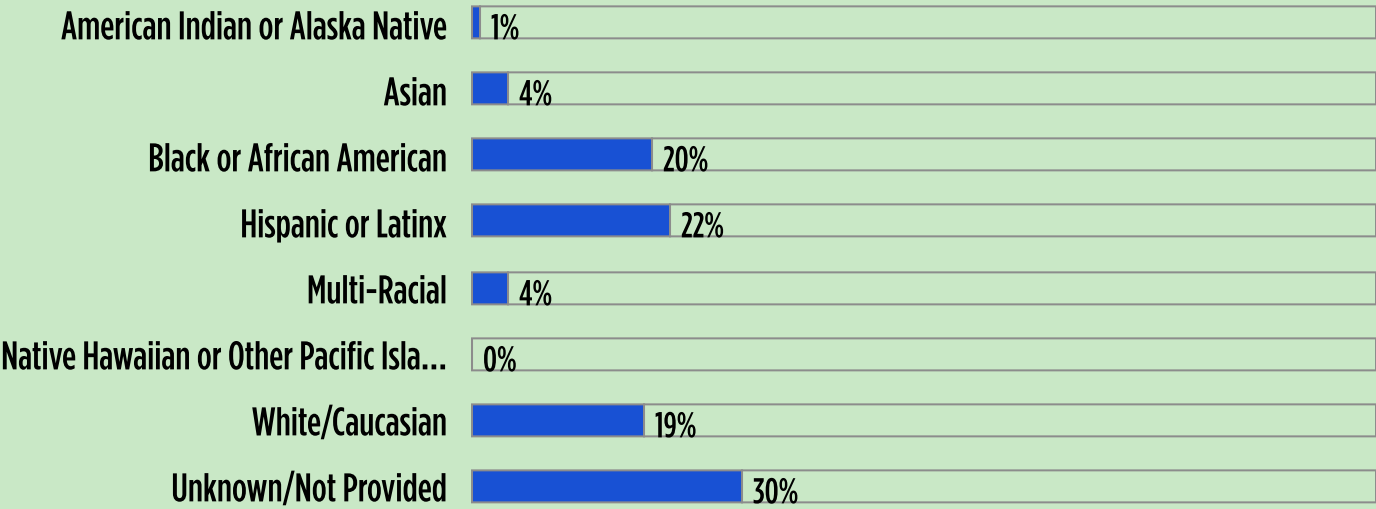
### Sex



### Age



### Race and Ethnicity



FOR MORE INFORMATION VISIT [1800RUNAWAY.ORG/DATA](https://1800RUNAWAY.ORG/DATA)

FOLLOW @1800RUNAWAY ON INSTAGRAM, FACEBOOK, & THREADS OR @NATIONALRUNAWAYSAFELINE ON TIKTOK & YOUTUBE