




National Runaway Safeline
CRISIS SERVICES SNAPSHOT
DATA COLLECTED JANUARY 1, 2023 - DECEMBER 31, 2023

DELAWARE

TOP 5 COUNTIES: New Castle (61%), Sussex (26%), Kent (13%)

Total Crisis Contacts
54



Hotline Calls
15%



Live Chats
85%



Texts
0%



Emails
0%



Forum Posts
0%

1 Home Free Tickets Issued



52%

of youth were still home at the time of crisis contact.

Youth Status at Time of Contact

50%	Youth In Crisis	7%	Homeless
22%	Contemplating Running	7%	Asked to Leave
14%	Runaway	0%	Suspected Missing

Top Issues



85%
Family Dynamics



26%
Economics



26%
Emotional/Vebral Abuse



22%
Peer/Soical Issues

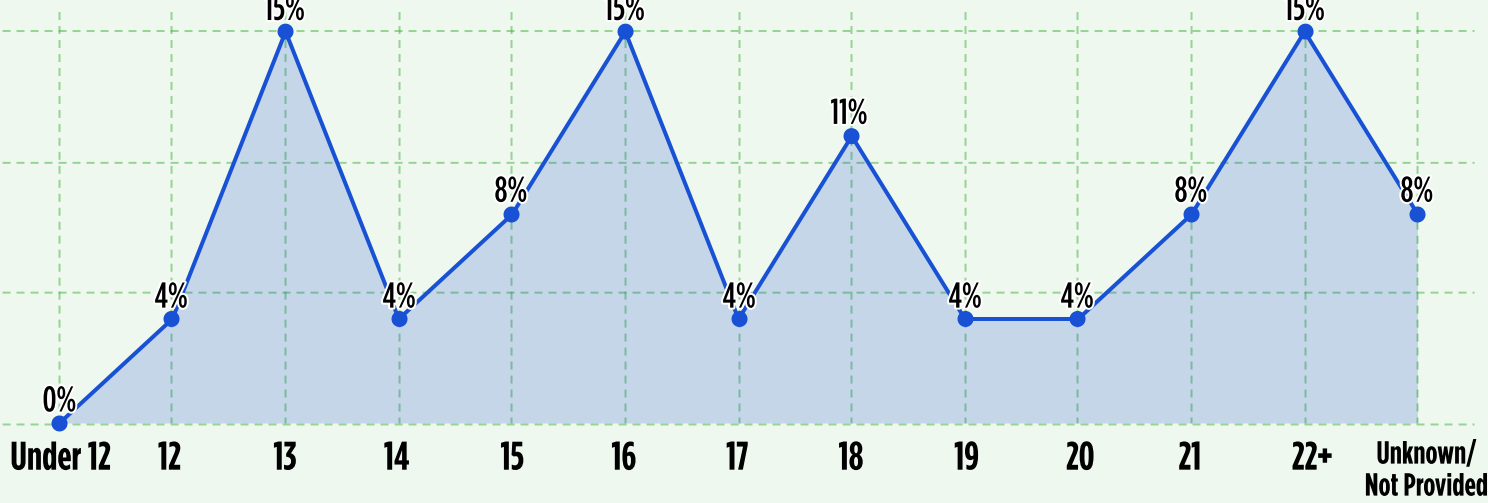


19%
Physical Abuse/Assault

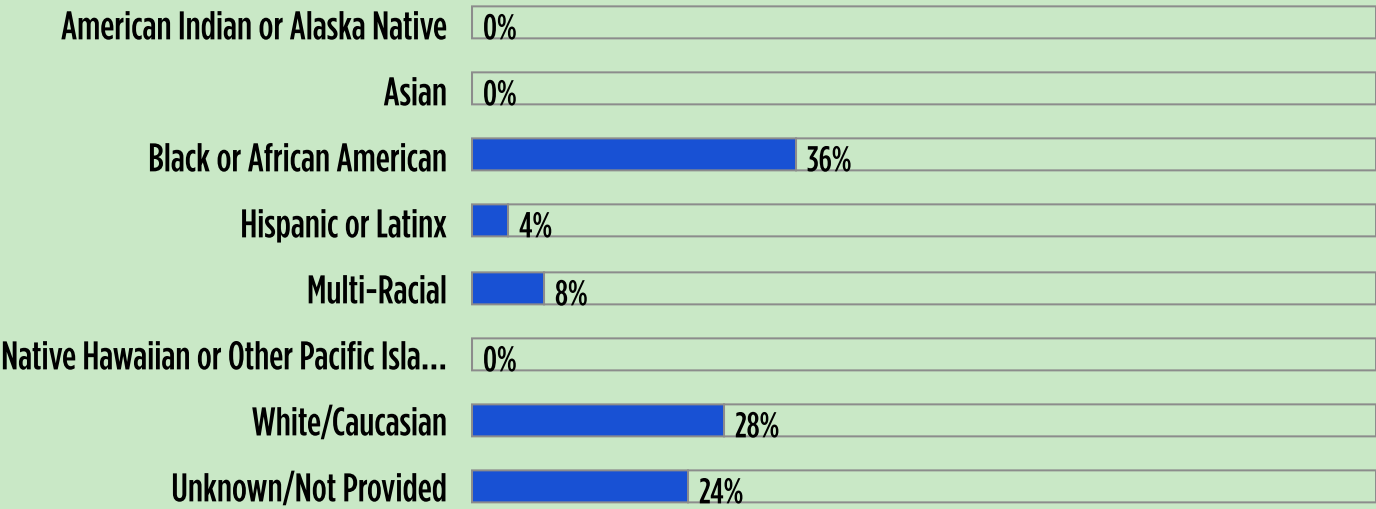
Sex



Age



Race and Ethnicity



FOR MORE INFORMATION VISIT 1800RUNAWAY.ORG/DATA

FOLLOW @1800RUNAWAY ON INSTAGRAM, FACEBOOK, & THREADS OR @NATIONALRUNAWAYSAFELINE ON TIKTOK & YOUTUBE