




National Runaway Safeline CRISIS SERVICES SNAPSHOT

DATA COLLECTED JANUARY 1, 2023 - DECEMBER 31, 2023

IDAHO

TOP 5 COUNTIES: Ada (35%), Canyon (11%), Bonneville (10%), Twin Falls (8%), Bannock (7%)

Total Crisis Contacts
95



Hotline Calls
30%



Live Chats
67%



Texts
1%



Emails
1%



Forum Posts
1%

1 Home Free Tickets Issued



45%

of youth were still home at the time of crisis contact.

Youth Status at Time of Contact

46%	Youth In Crisis	9%	Homeless
32%	Contemplating Running	2%	Suspected Missing
11%	Runaway	0%	Asked to Leave

Top Issues



81%
Family Dynamics



36%
Emotional/Verbal Abuse



29%
Mental Health

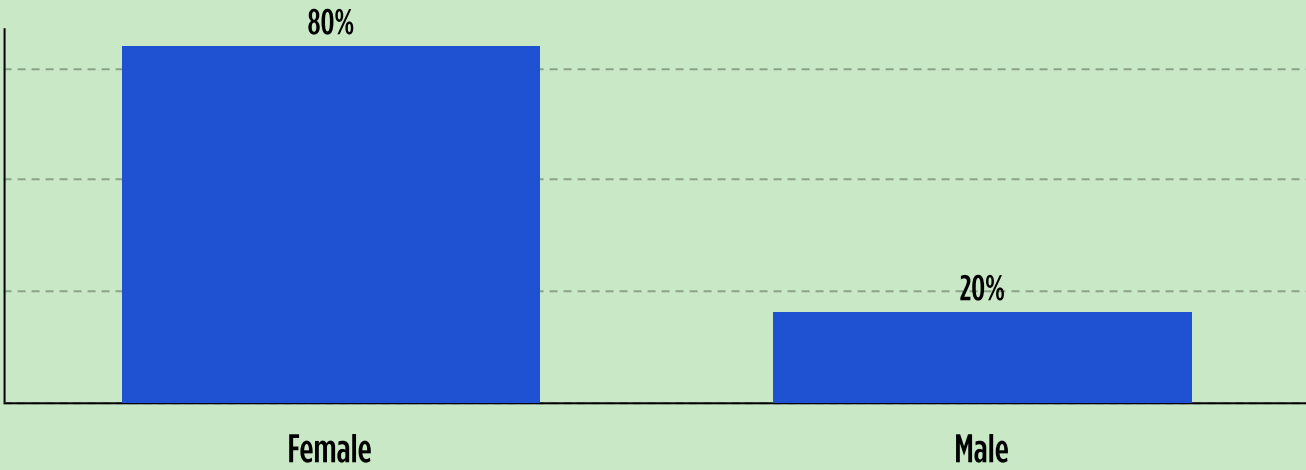


27%
Peer/Social Issues

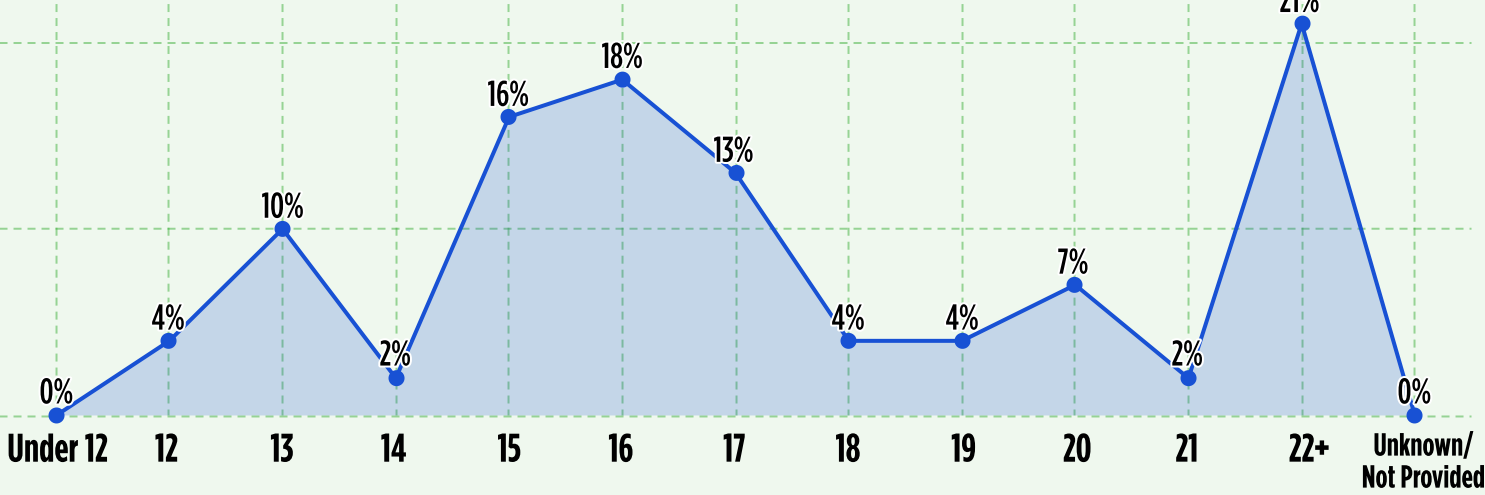


22%
Physical Abuse/Assault

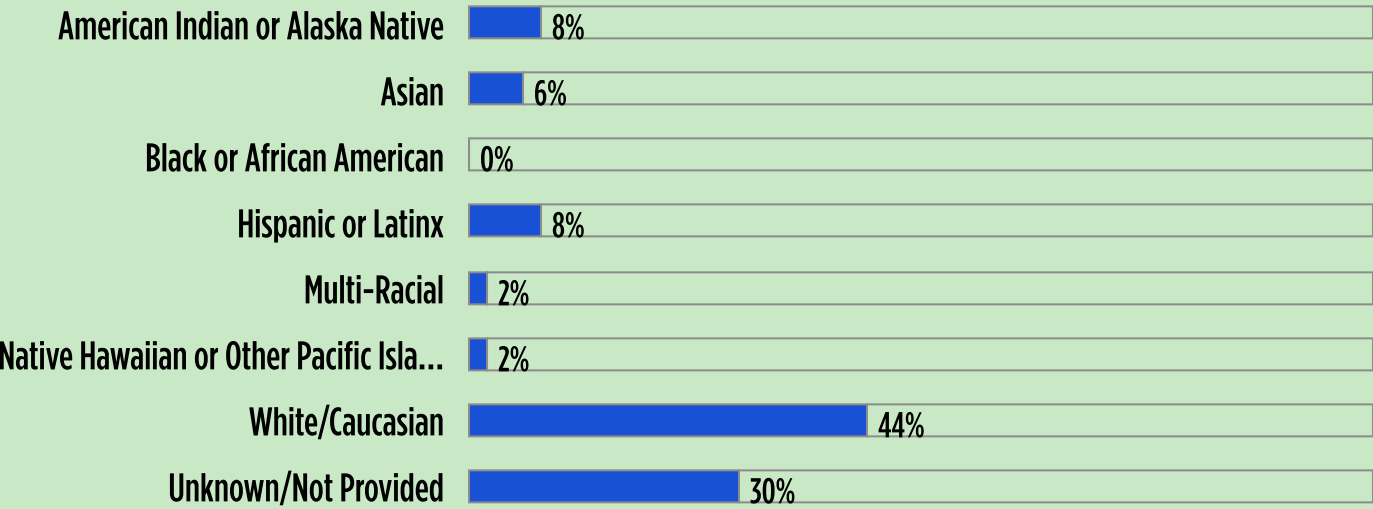
Sex



Age



Race and Ethnicity



FOR MORE INFORMATION VISIT 1800RUNAWAY.ORG/DATA

FOLLOW @1800RUNAWAY ON INSTAGRAM, FACEBOOK, & THREADS OR @NATIONALRUNAWAYSAFELINE ON TIKTOK & YOUTUBE