



National Runaway Safeline CRISIS SERVICES SNAPSHOT

DATA COLLECTED JANUARY 1, 2023 - DECEMBER 31, 2023


MAINE



TOP 5 COUNTIES: Penobscot (29%), Cumberland (14%), York (11%), Aroostook (9%), Androscoggin (9%)

Total Crisis Contacts

72



Hotline Calls
28%



Live Chats
64%



Texts
4%



Emails
0%



Forum Posts
4%

0 Home Free Tickets Issued



35%

of youth were still home at the time of crisis contact.

Youth Status at Time of Contact

40%	Contemplating Running	11%	Homeless
32%	Youth In Crisis	3%	Asked to Leave
16%	Runaway	0%	Suspected Missing

Top Issues



76%
Family Dynamics



32%
Emotional/Verbal Abuse



28%
Mental Health

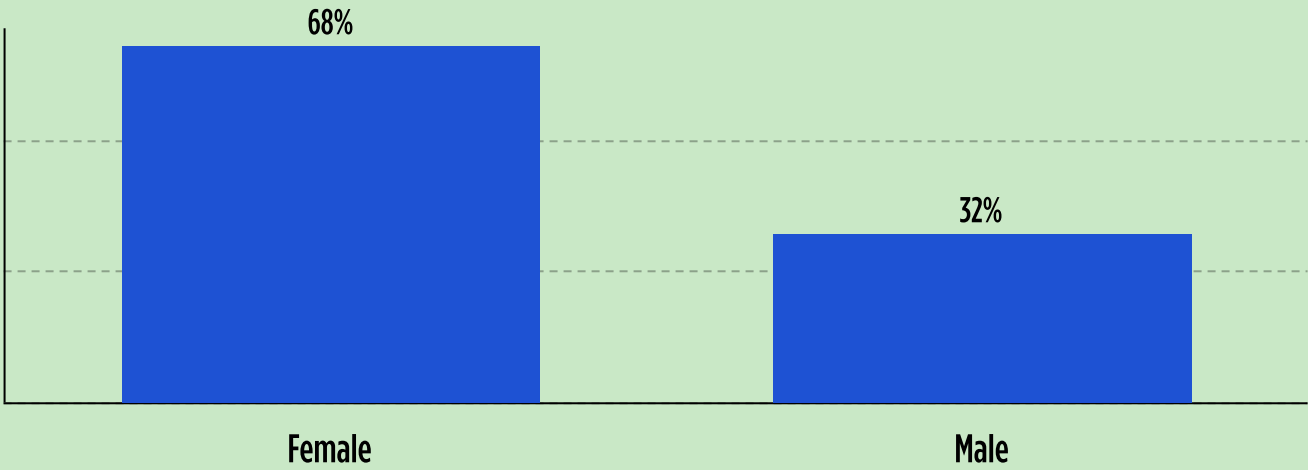


28%
Economics

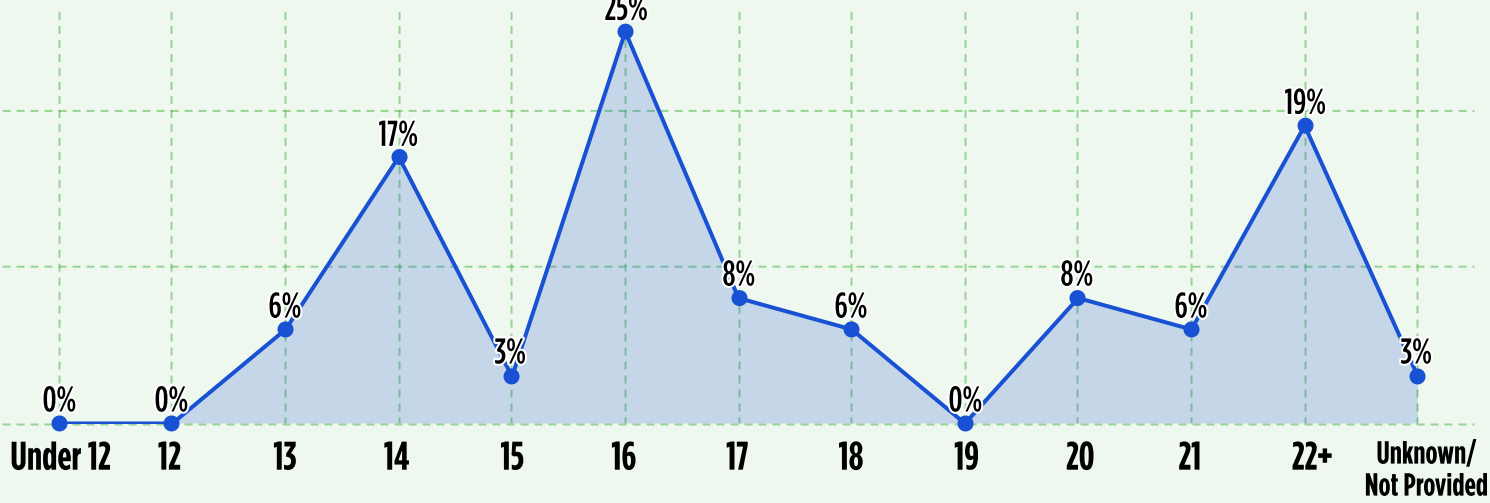


26%
Neglect

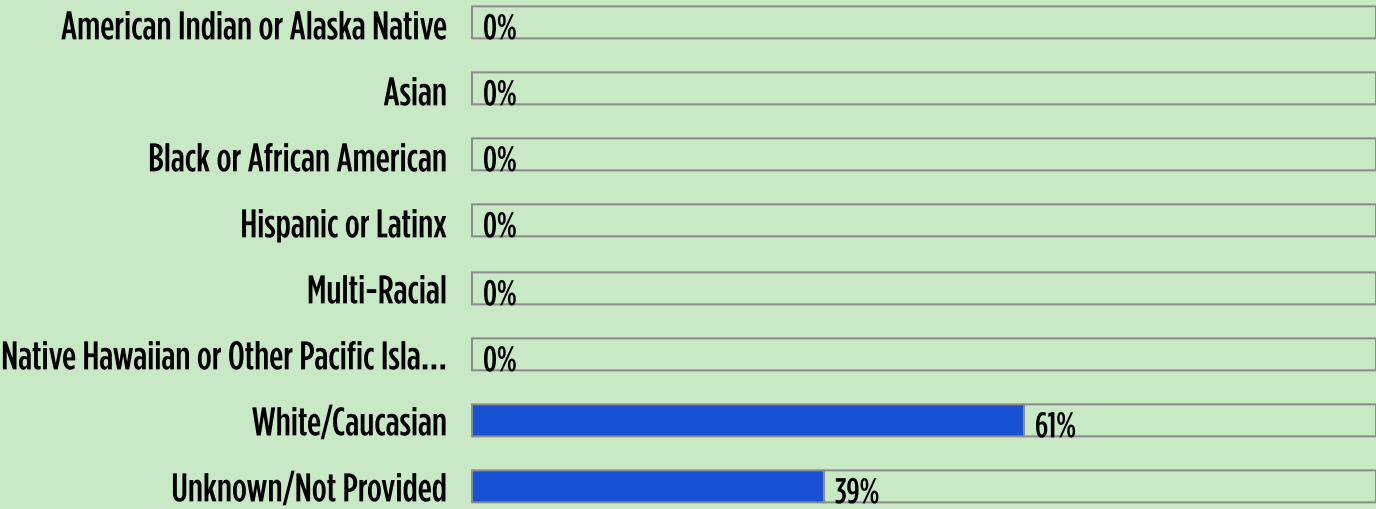
Sex



Age



Race and Ethnicity



FOR MORE INFORMATION VISIT 1800RUNAWAY.ORG/DATA

FOLLOW @1800RUNAWAY ON INSTAGRAM, FACEBOOK, & THREADS OR @NATIONALRUNAWAYSAFELINE ON TIKTOK & YOUTUBE