




# National Runaway Safeline CRISIS SERVICES SNAPSHOT

DATA COLLECTED JANUARY 1, 2023 - DECEMBER 31, 2023

## OKLAHOMA

TOP 5 COUNTIES: Oklahoma (28%), Tulsa (26%), Cleveland (6%), Canadian (3%), Comanche (3%)

Total Crisis Contacts  
**284**



Hotline Calls  
35%



Live Chats  
61%



Texts  
4%

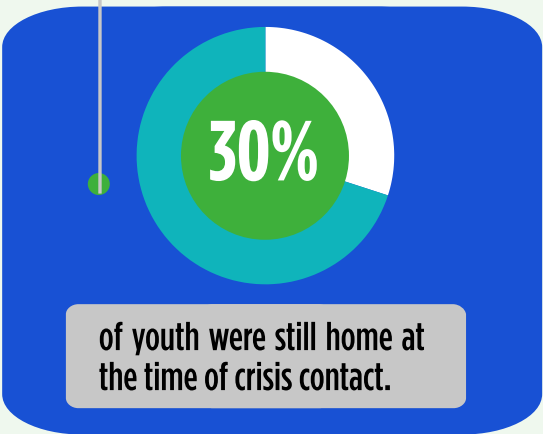


Emails  
<1%



Forum Posts  
0%

17 Home Free Tickets Issued



### Youth Status at Time of Contact

36%	Youth In Crisis	16%	Homeless
24%	Contemplating Running	4%	Asked to Leave
20%	Runaway	0%	Suspected Missing

### Top Issues



70%  
Family Dynamics



33%  
Transportation



30%  
Economics

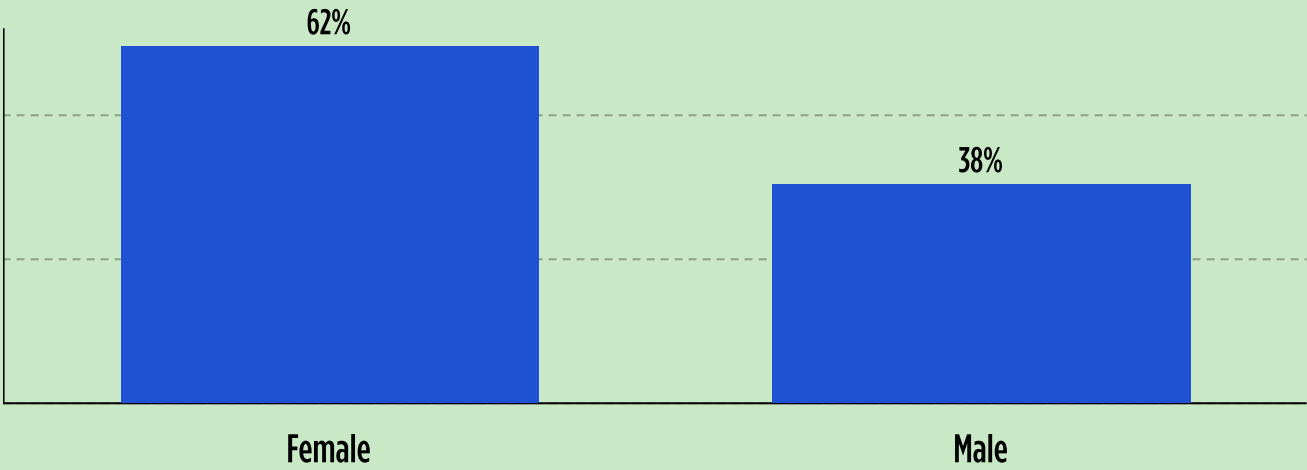


27%  
Emotional/Verbal Abuse

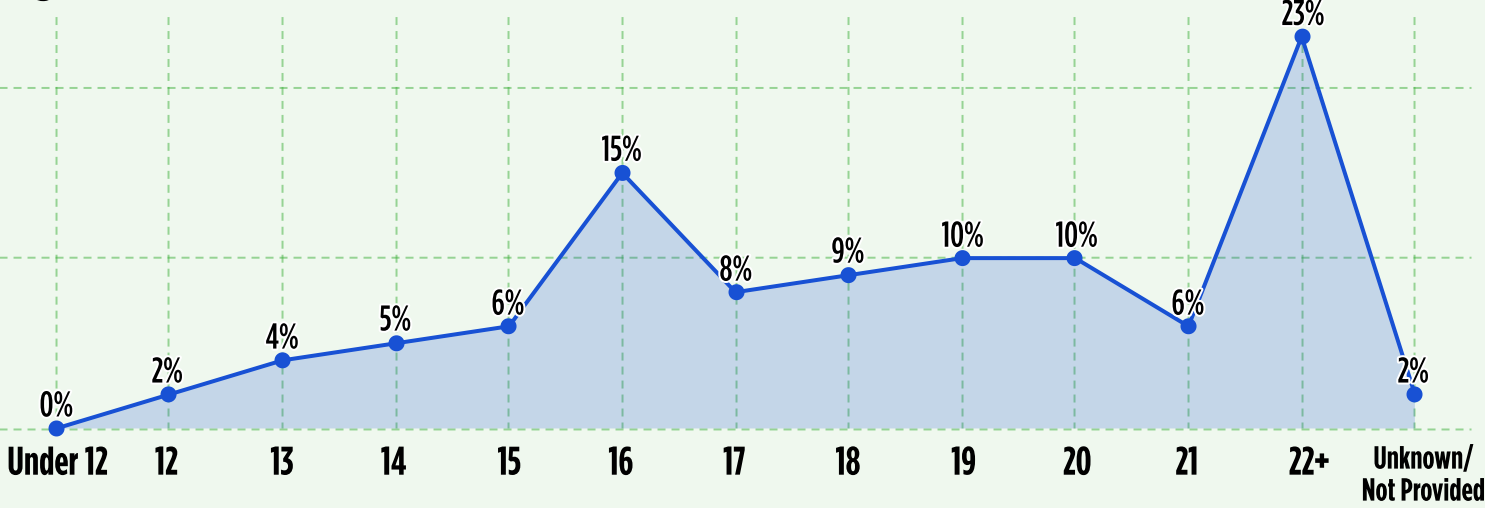


24%  
Peer/Social Issues

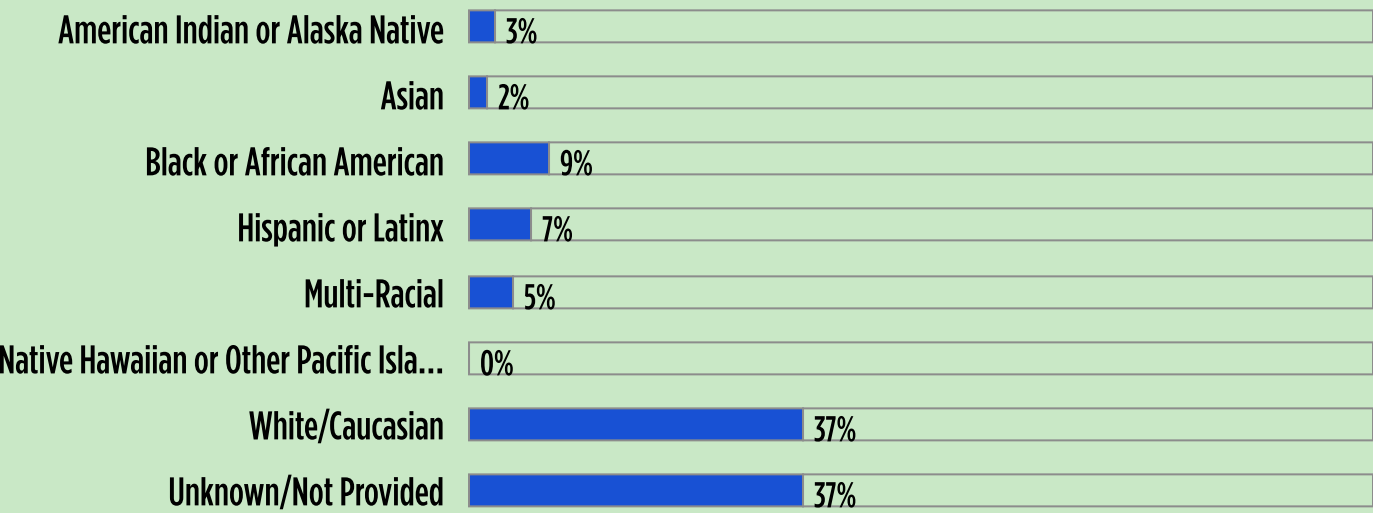
### Sex



### Age



### Race and Ethnicity



FOR MORE INFORMATION VISIT [1800RUNAWAY.ORG/DATA](https://1800RUNAWAY.ORG/DATA)

FOLLOW @1800RUNAWAY ON INSTAGRAM, FACEBOOK, & THREADS OR @NATIONALRUNAWAYSAFELINE ON TIKTOK & YOUTUBE