



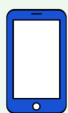
National Runaway Safeline  
**CRISIS SERVICES SNAPSHOT**  
DATA COLLECTED JANUARY 1, 2023 - DECEMBER 31, 2023

# SOUTH CAROLINA



TOP 5 COUNTIES: Greenville (14%), Richland (13%), Spartanburg (12%), York (7%), Charleston (5%)

Total Crisis Contacts  
**371**



Hotline Calls  
22%



Live Chats  
76%



Texts  
2%

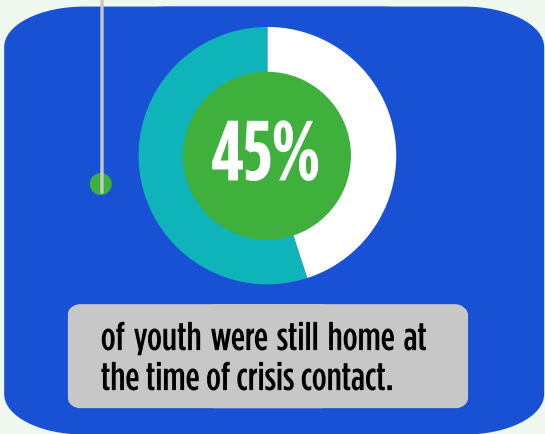


Emails  
0%



Forum Posts  
<1%

6 Home Free Tickets Issued



### Youth Status at Time of Contact

|     |                       |     |                   |
|-----|-----------------------|-----|-------------------|
| 43% | Youth In Crisis       | 8%  | Runaway           |
| 31% | Contemplating Running | 5%  | Asked to Leave    |
| 13% | Homeless              | <1% | Suspected Missing |

### Top Issues



79%  
Family Dynamics



32%  
Emotional/Verbal Abuse



28%  
Economics

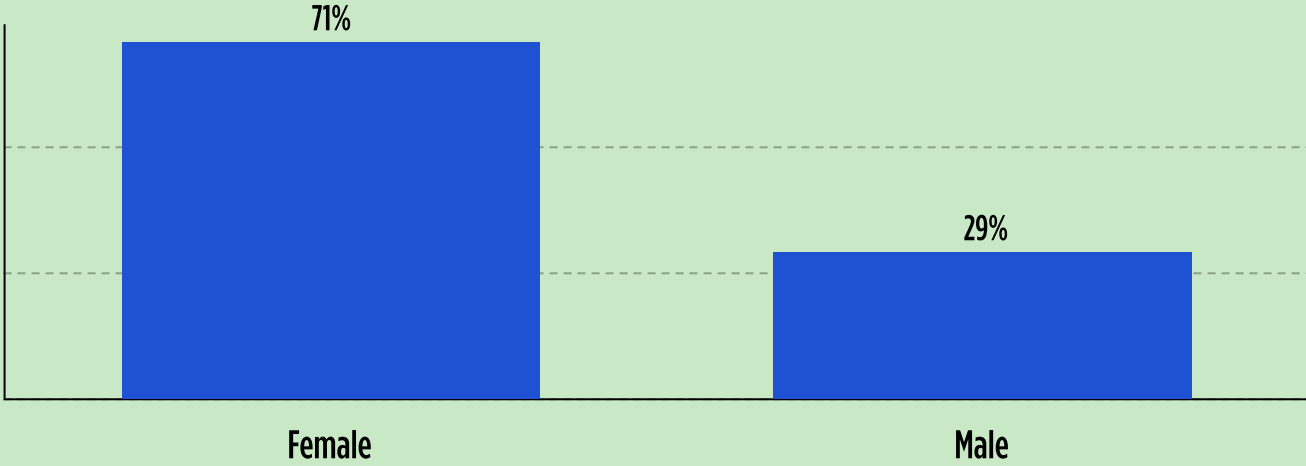


24%  
Mental Health



20%  
Transportation

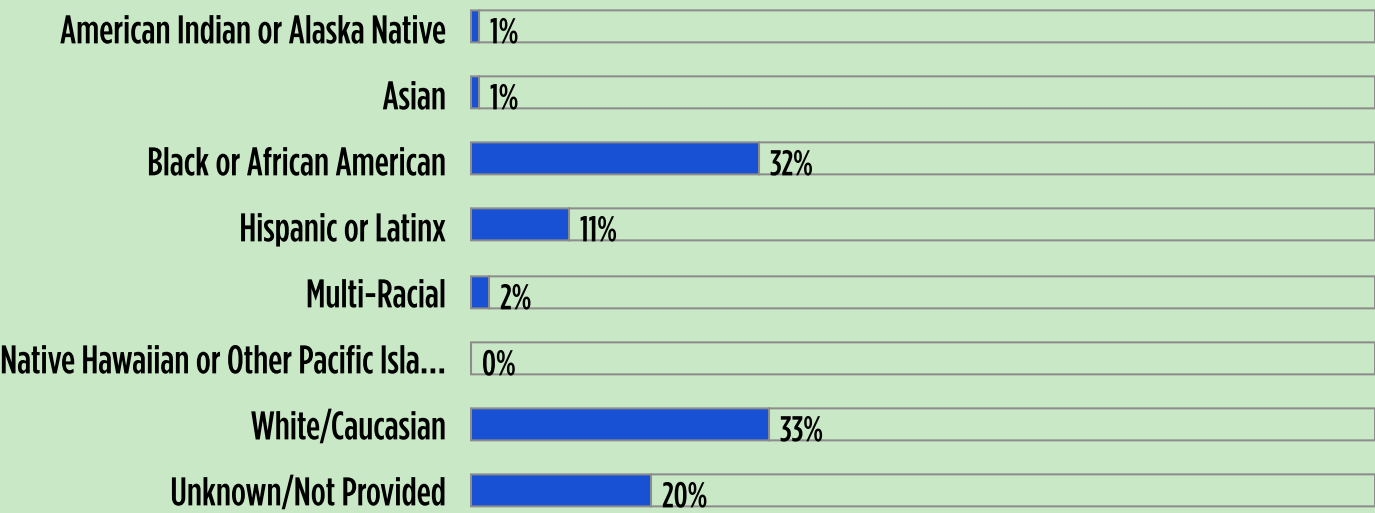
### Sex



### Age



### Race and Ethnicity



FOR MORE INFORMATION VISIT [1800RUNAWAY.ORG/DATA](https://1800RUNAWAY.ORG/DATA)

FOLLOW @1800RUNAWAY ON INSTAGRAM, FACEBOOK, & THREADS OR @NATIONALRUNAWAYSAFELINE ON TIKTOK & YOUTUBE