



National Runaway Safeline CRISIS SERVICES SNAPSHOT


DATA COLLECTED JANUARY 1, 2023 - DECEMBER 31, 2023

UTAH

TOP 5 COUNTIES: Salt Lake (33%), Utah (24%), Weber (9%), Davis (6%), Washington (5%)

Total Crisis Contacts

194



Hotline Calls
14%



Live Chats
83%



Texts
3%



Emails
0%



Forum Posts
0%

2 Home Free Tickets Issued



38%

of youth were still home at the time of crisis contact.

Youth Status at Time of Contact

35%	Contemplating Running	11%	Homeless
31%	Youth In Crisis	4%	Asked to Leave
19%	Runaway	0%	Suspected Missing

Top Issues



77%
Family Dynamics



31%
Emotional/Verbal Abuse



30%
Mental Health

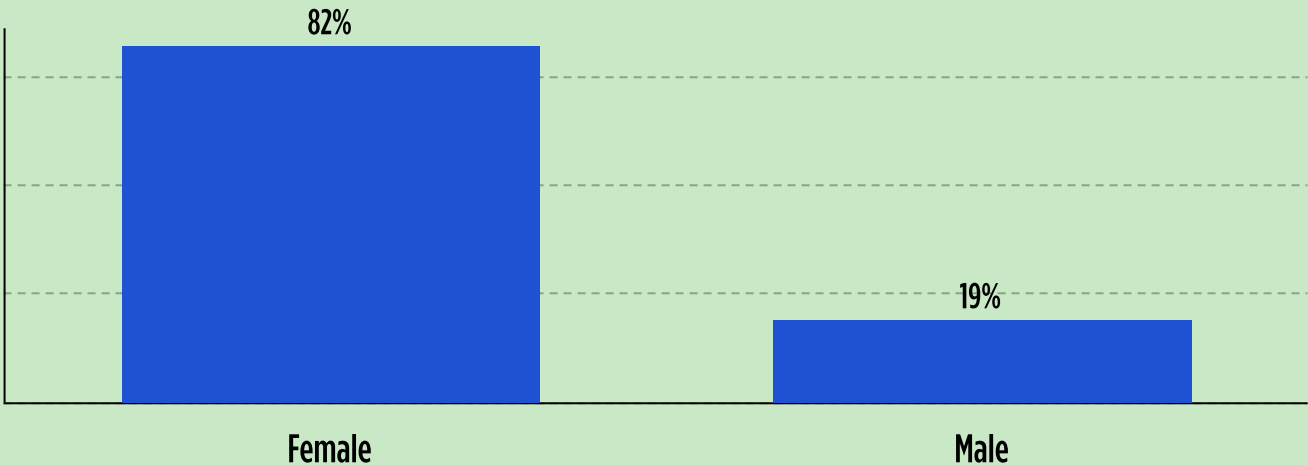


28%
Peer/Social Issues

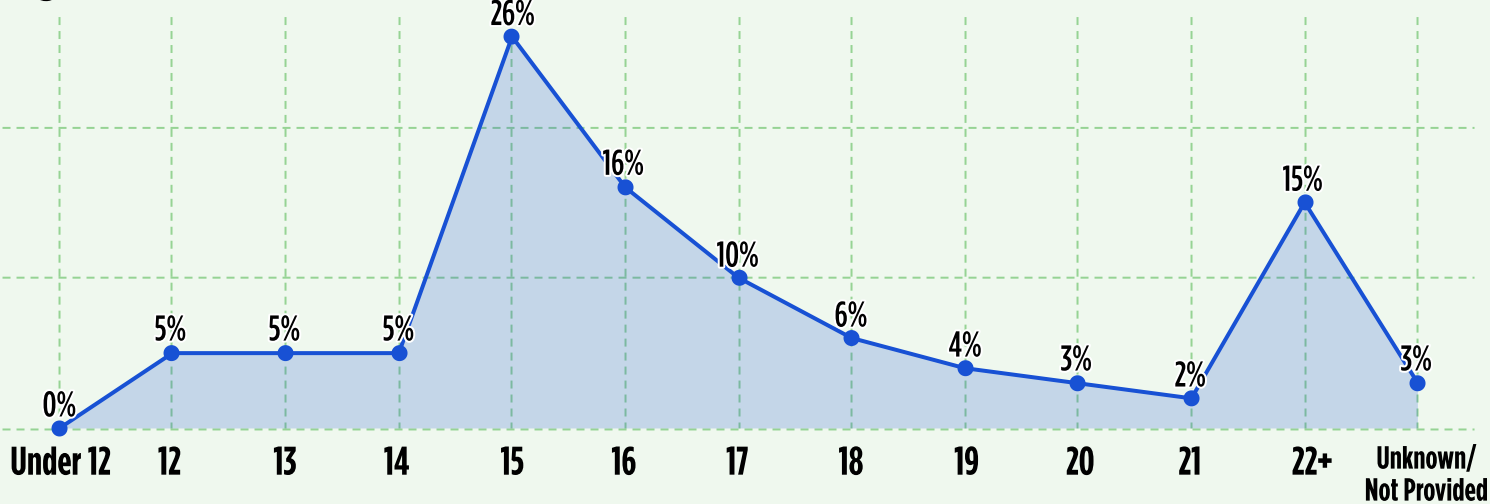


24%
Economics

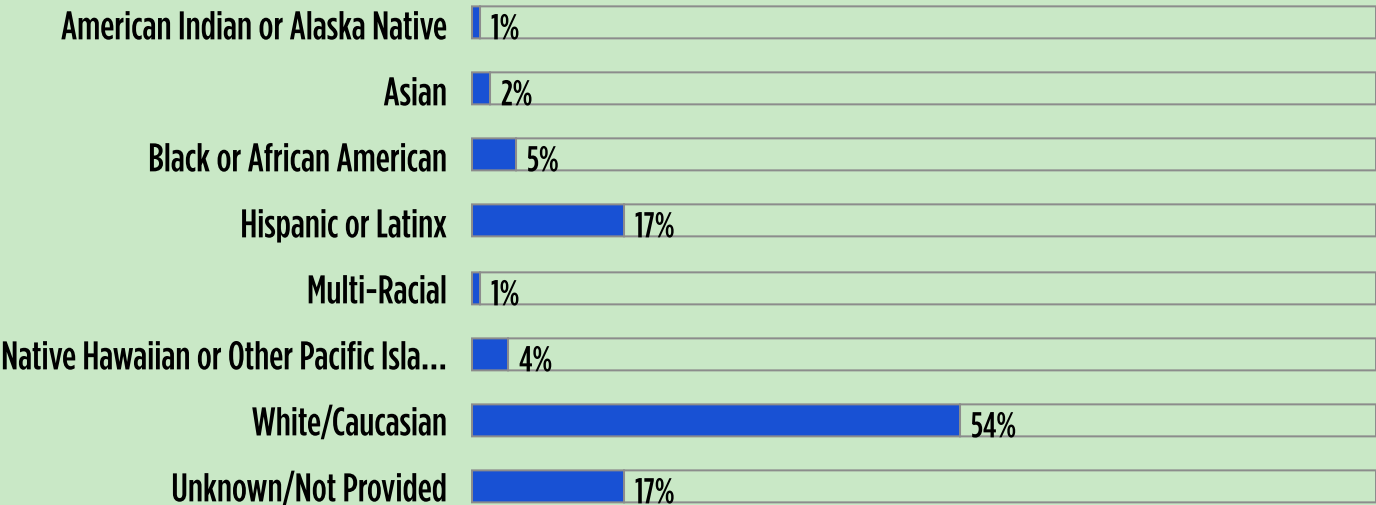
Sex



Age



Race and Ethnicity



FOR MORE INFORMATION VISIT 1800RUNAWAY.ORG/DATA

FOLLOW @1800RUNAWAY ON INSTAGRAM, FACEBOOK, & THREADS OR @NATIONALRUNAWAYSAFELINE ON TIKTOK & YOUTUBE