




National Runaway Safeline
CRISIS SERVICES SNAPSHOT
DATA COLLECTED JANUARY 1, 2023 - DECEMBER 31, 2023

VERMONT

TOP 5 COUNTIES: Chittenden (22%), Addison (17%), Windsor (13%), Bennington (13%), Windham (9%)

Total Crisis Contacts
23



Hotline Calls
17%



Live Chats
83%



Texts
0%



Emails
0%



Forum Posts
0%

0 Home Free Tickets Issued



25%

of youth were still home at the time of crisis contact.

Youth Status at Time of Contact

60%	Youth In Crisis	0%	Homeless
20%	Contemplating Running	0%	Asked to Leave
20%	Runaway	0%	Suspected Missing

Top Issues



62%
Family Dynamics



39%
Mental Health



31%
School/Education

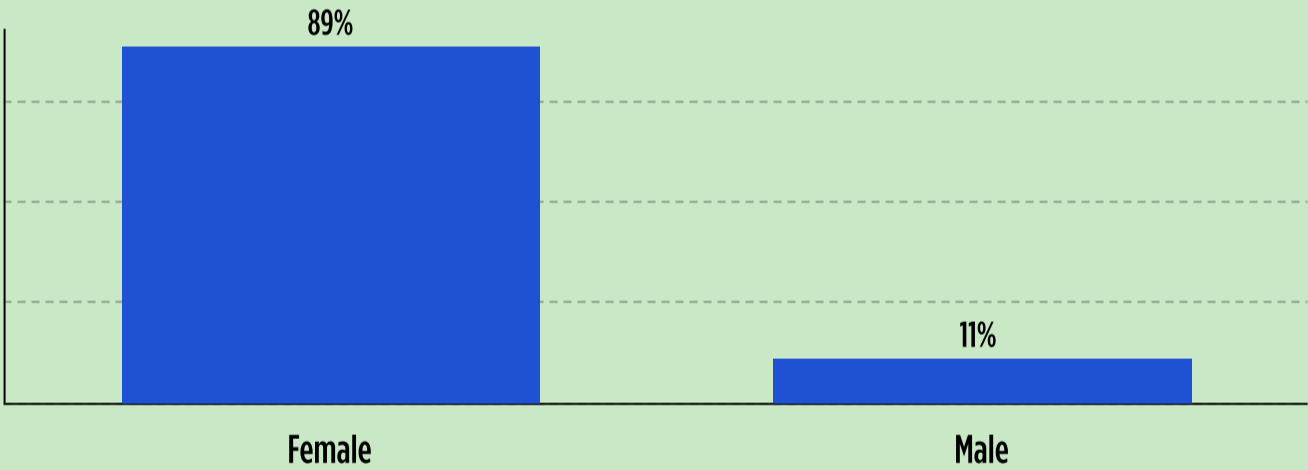


15%
Economics

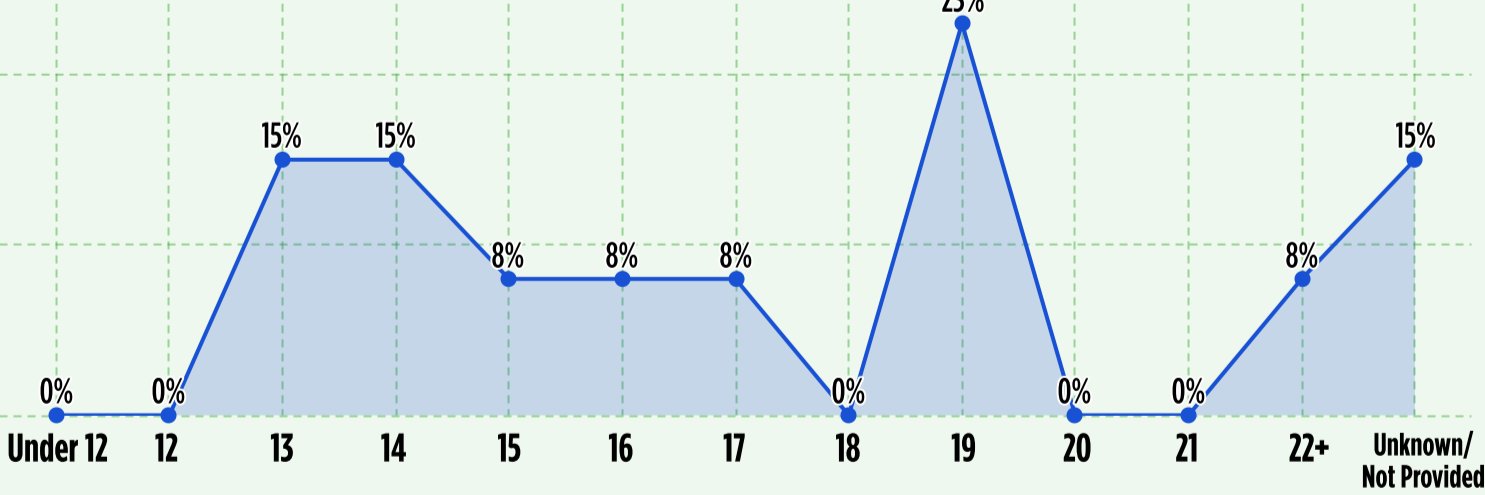


15%
Emotional/Verbal Abuse

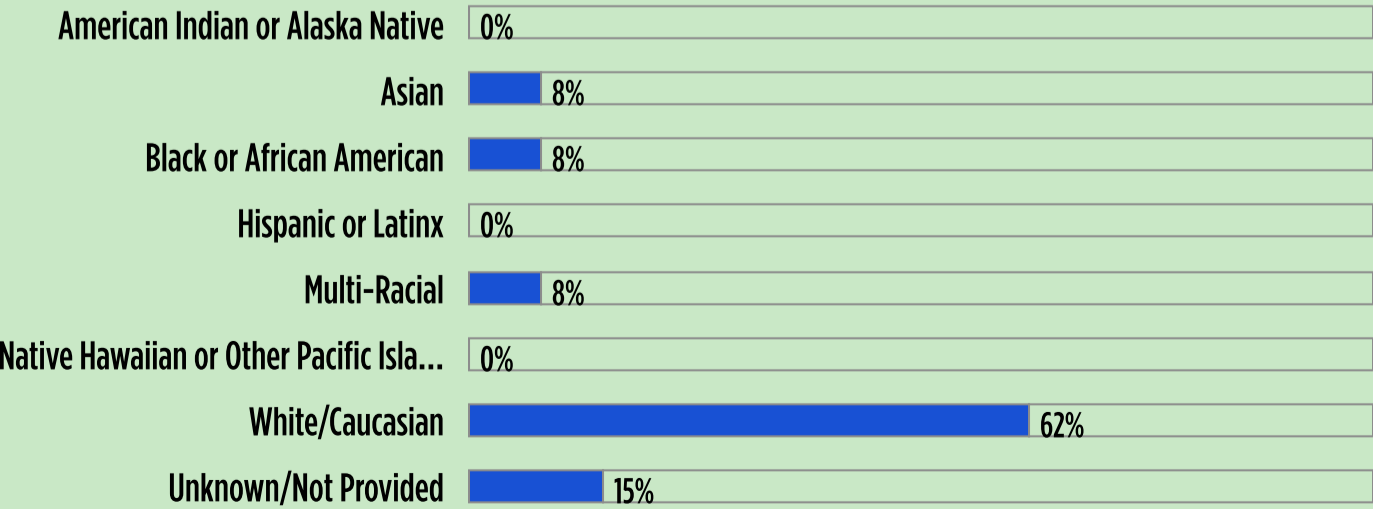
Sex



Age



Race and Ethnicity



FOR MORE INFORMATION VISIT 1800RUNAWAY.ORG/DATA

FOLLOW @1800RUNAWAY ON INSTAGRAM, FACEBOOK, & THREADS OR @NATIONALRUNAWAYSAFELINE ON TIKTOK & YOUTUBE