



# National Runaway Safeline CRISIS SERVICES SNAPSHOT


DATA COLLECTED JANUARY 1, 2024 - DECEMBER 31, 2024

## ALABAMA



TOP 5 COUNTIES: JEFFERSON (18%), MOBLIE (12%), MADISON (9%), MONTGOMERY (5%), ST. CLAIR (3%)

Total Crisis Contacts  
**405**



Hotline Calls  
21%



Live Chats  
58%



Texts  
20%

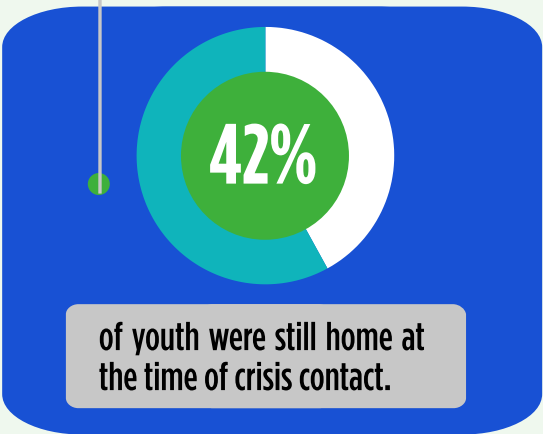


Emails  
0%



Forum Posts  
1%

11 Home Free Tickets Issued



### Youth Status at Time of Contact

41%	Youth In Crisis	6%	Runaway
31%	Contemplating Running	3%	Asked to Leave
18%	Homeless	1%	Suspected Missing

### Top Issues



70%  
Family Dynamics



37%  
Economics



27%  
Transportation

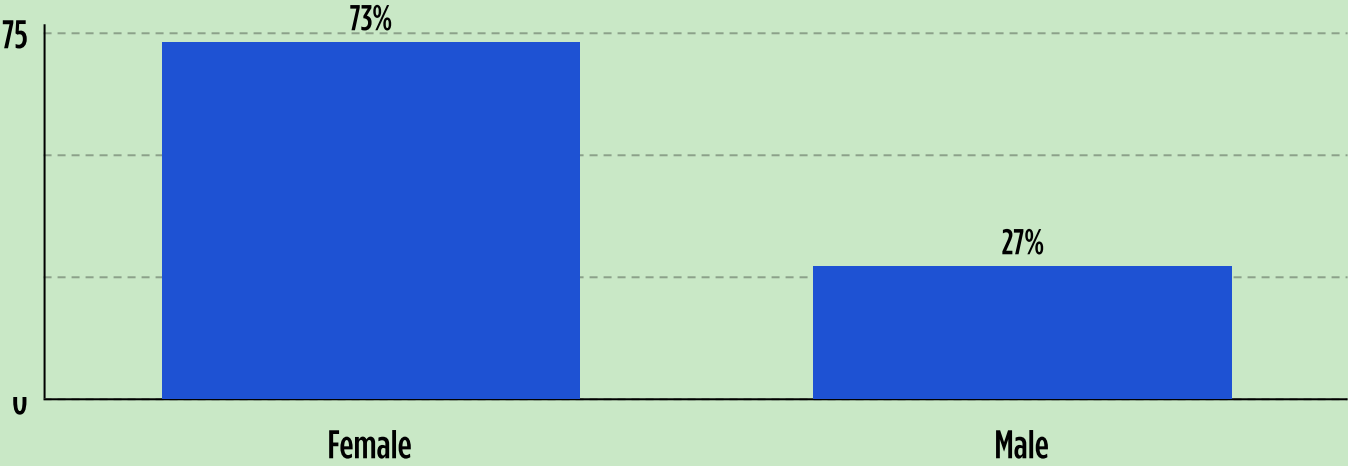


25%  
Youth/Family Services

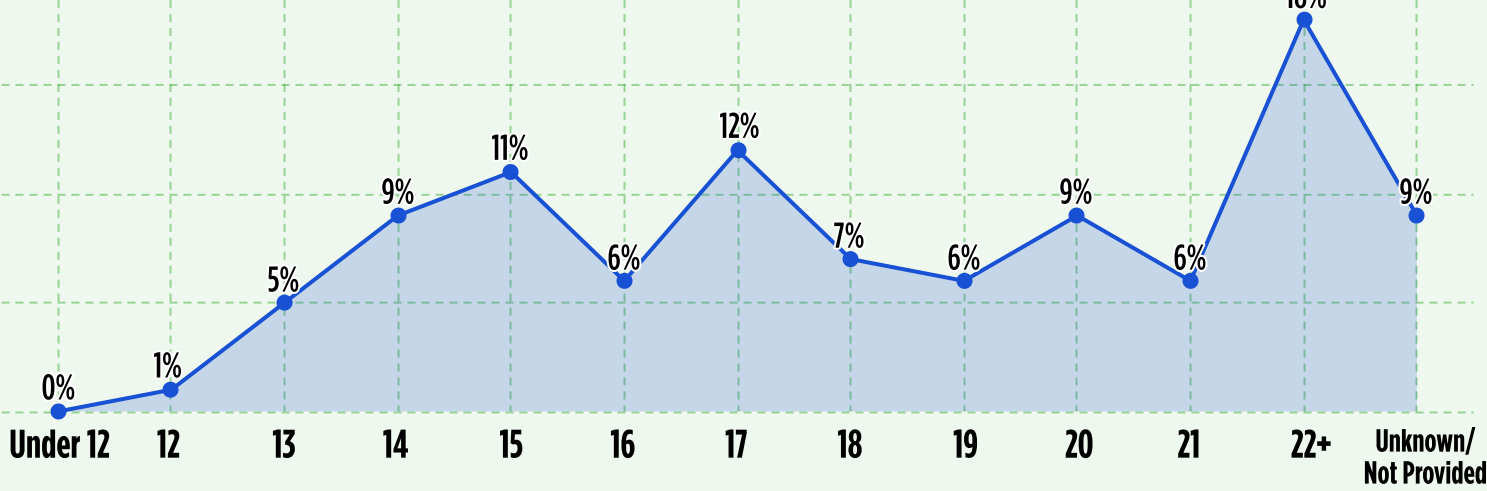


21%  
Emotional/Verbal Abuse

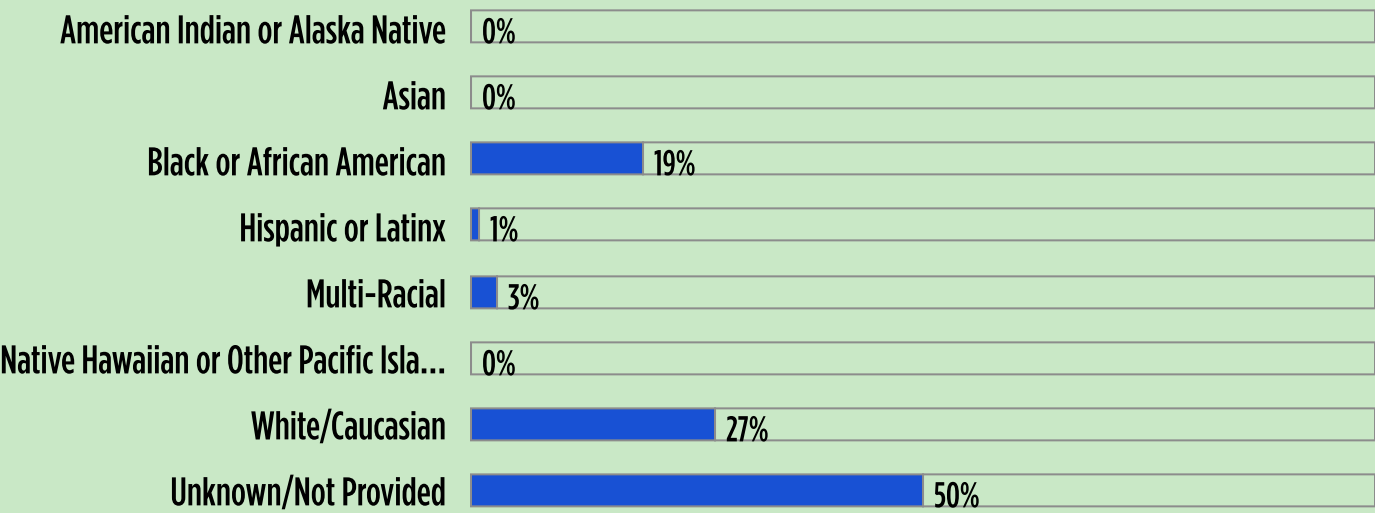
### Sex



### Age



### Race and Ethnicity



FOR MORE INFORMATION VISIT [1800RUNAWAY.ORG/DATA](https://1800RUNAWAY.ORG/DATA)

FOLLOW @1800RUNAWAY ON INSTAGRAM, FACEBOOK, & THREADS OR @NATIONALRUNAWAYSAFELINE ON TIKTOK & YOUTUBE