

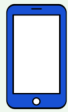


National Runaway Safeline  
**CRISIS SERVICES SNAPSHOT**  
DATA COLLECTED JANUARY 1, 2024 - DECEMBER 31, 2024

# ARIZONA

TOP 5 COUNTIES: MARICOPA (67%), PIMA (15%), PINAL (3%), MOHAVE (2%), YUMA (2%)

Total Crisis Contacts  
**474**



Hotline Calls  
30%



Live Chats  
54%



Texts  
16%

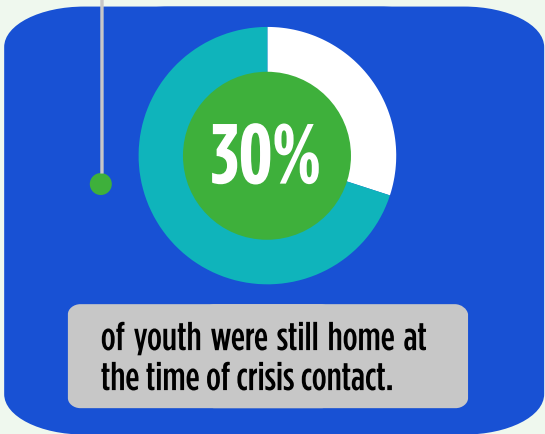


Emails  
<1%



Forum Posts  
0%

13 Home Free Tickets Issued



**Youth Status at Time of Contact**

42%	Youth In Crisis	14%	Homeless
20%	Runaway	4%	Asked to Leave
19%	Contemplating Running	<1%	Suspected Missing

**Top Issues**



71%  
Family Dynamics



29%  
Economics



26%  
Transportation

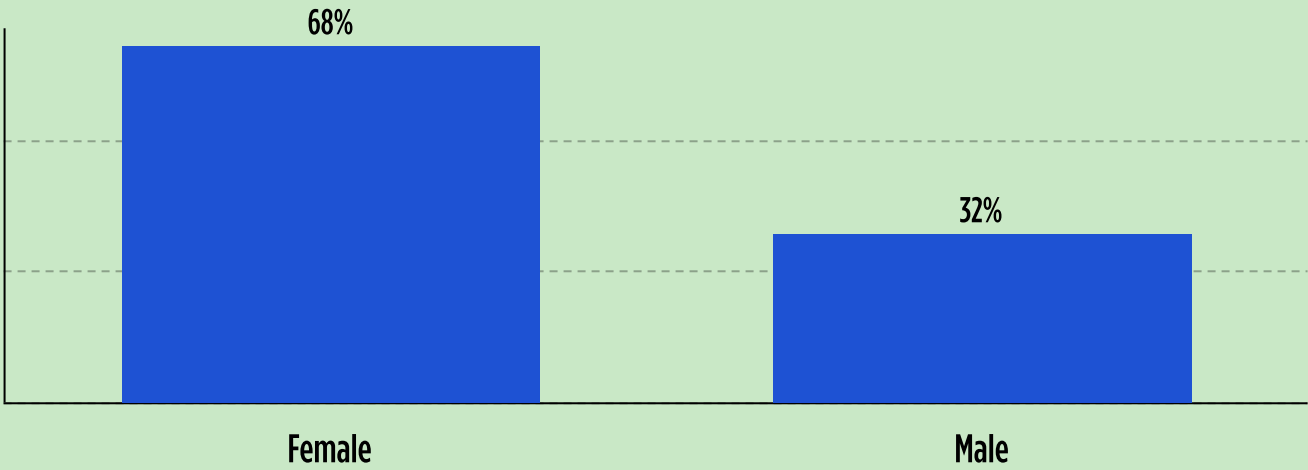


24%  
Mental Health

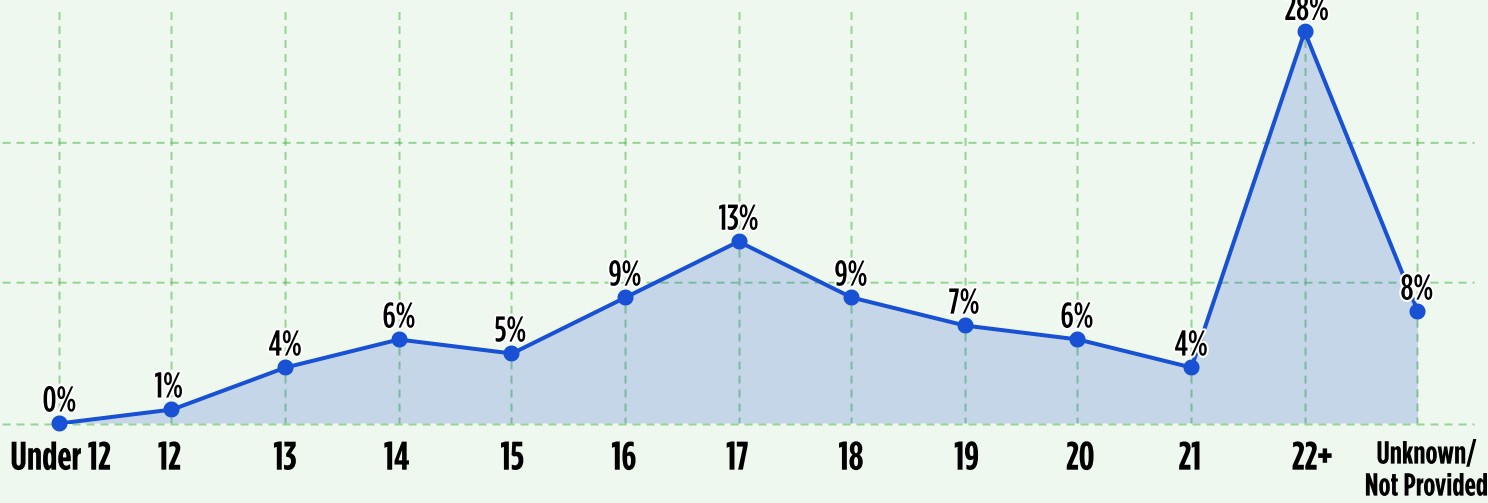


21%  
Youth/Family Services

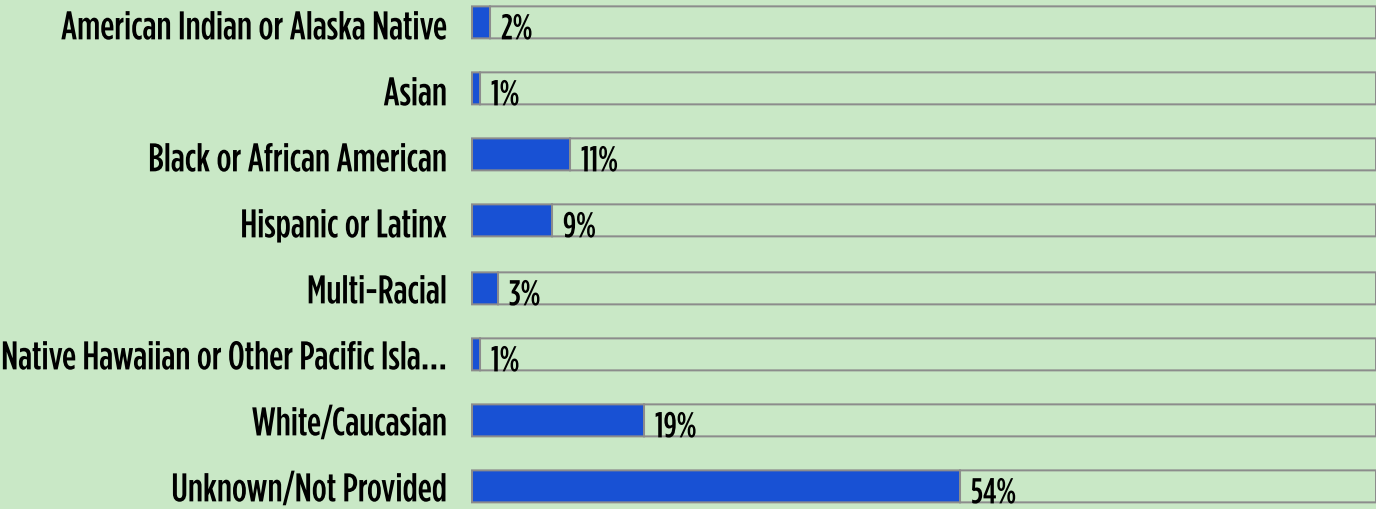
**Sex**



**Age**



**Race and Ethnicity**



**FOR MORE INFORMATION VISIT 1800RUNAWAY.ORG/DATA**

FOLLOW @1800RUNAWAY ON INSTAGRAM, FACEBOOK, & THREADS OR @NATIONALRUNAWAYSAFELINE ON TIKTOK & YOUTUBE