




National Runaway Safeline  
**CRISIS SERVICES SNAPSHOT**  
DATA COLLECTED JANUARY 1, 2024 - DECEMBER 31, 2024

# CONNECTICUT

TOP 5 COUNTIES: NEW HAVEN (27%), FAIRFIELD (23%), HARTFORD (21%), NEW LONDON (10%), MIDDLESEX (5%)

Total Crisis Contacts  
**173**



Hotline Calls  
25%



Live Chats  
56%



Texts  
19%

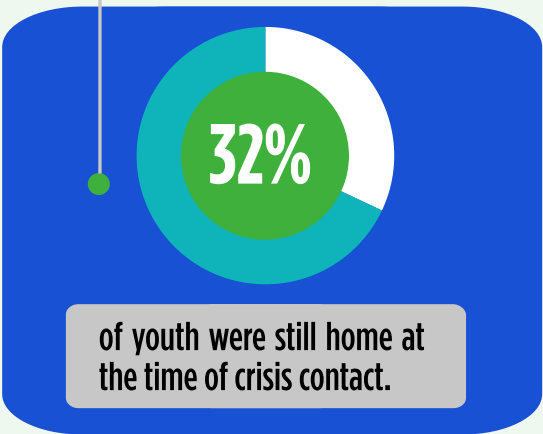


Emails  
0%



Forum Posts  
0%

1 Home Free Tickets Issued



**Youth Status at Time of Contact**

|     |                       |     |                   |
|-----|-----------------------|-----|-------------------|
| 37% | Youth In Crisis       | 13% | Homeless          |
| 29% | Contemplating Running | 2%  | Asked to Leave    |
| 19% | Runaway               | 0%  | Suspected Missing |

**Top Issues**



**78%**  
Family Dynamics



**33%**  
Mental Health



**31%**  
Economics

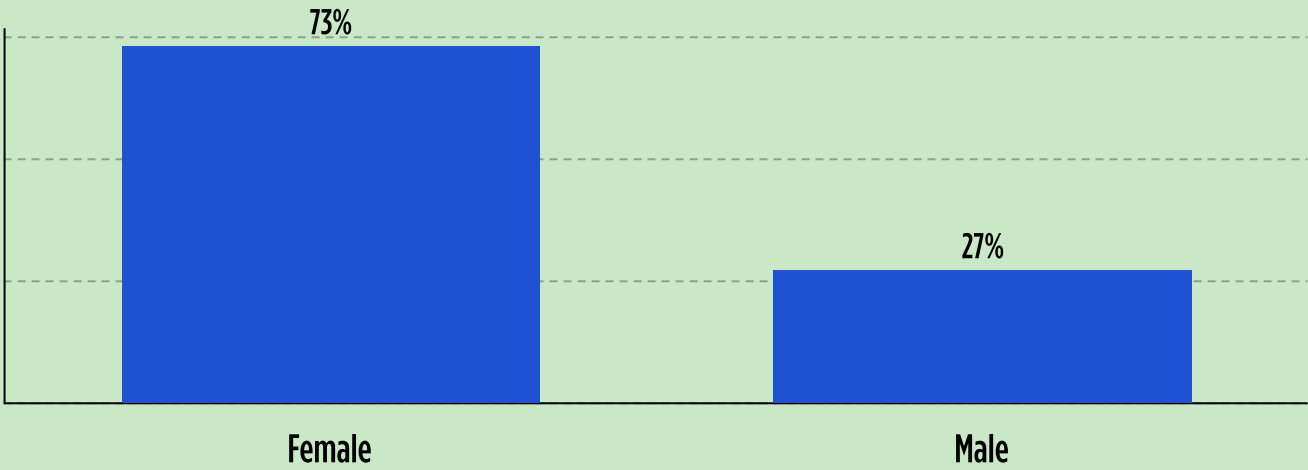


**24%**  
Emotional/Verbal Abuse

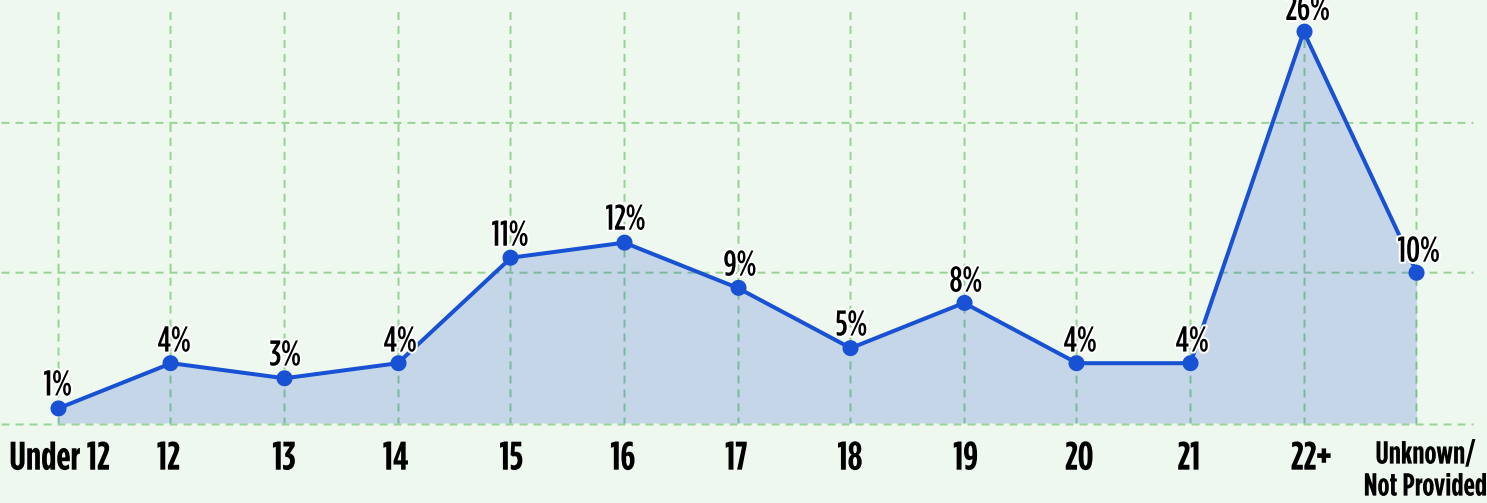


**24%**  
Youth/Family Services

**Sex**



**Age**



**Race and Ethnicity**

