



National Runaway Safeline CRISIS SERVICES SNAPSHOT

DATA COLLECTED JANUARY 1, 2024 - DECEMBER 31, 2024

DELAWARE



TOP 5 COUNTIES: NEW CASTLE (55%), KENT (29%), SUSSEX (16%)

Total Crisis Contacts

62



Hotline Calls
11%



Live Chats
71%



Texts
18%



Emails
0%



Forum Posts
0%

1 Home Free Tickets Issued



36%

of youth were still home at the time of crisis contact.

Youth Status at Time of Contact

32%	Contemplating Running	11%	Runaway
32%	Youth In Crisis	0%	Asked to Leave
14%	Homeless	0%	Suspected Missing

Top Issues



75%
Family Dynamics



32%
Economics



25%
Emotional/Verbal Abuse

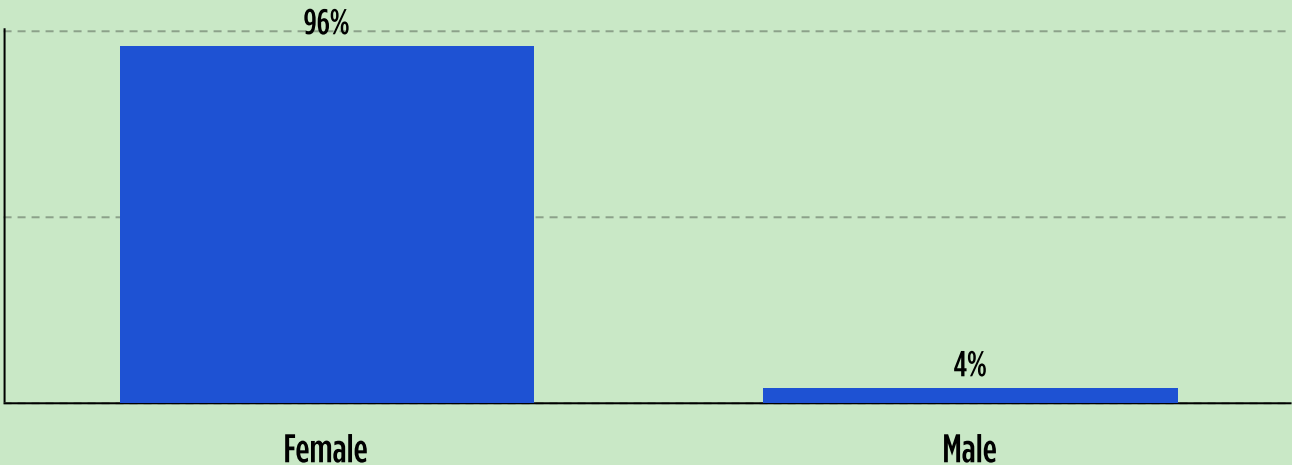


22%
Mental Health

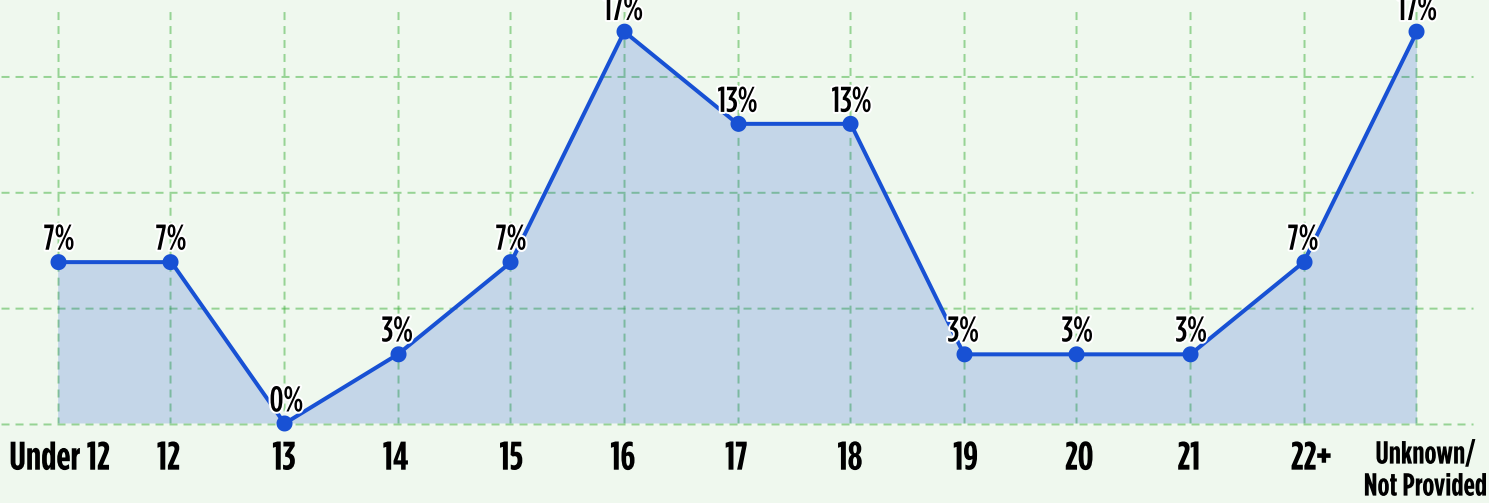


19%
School/Education

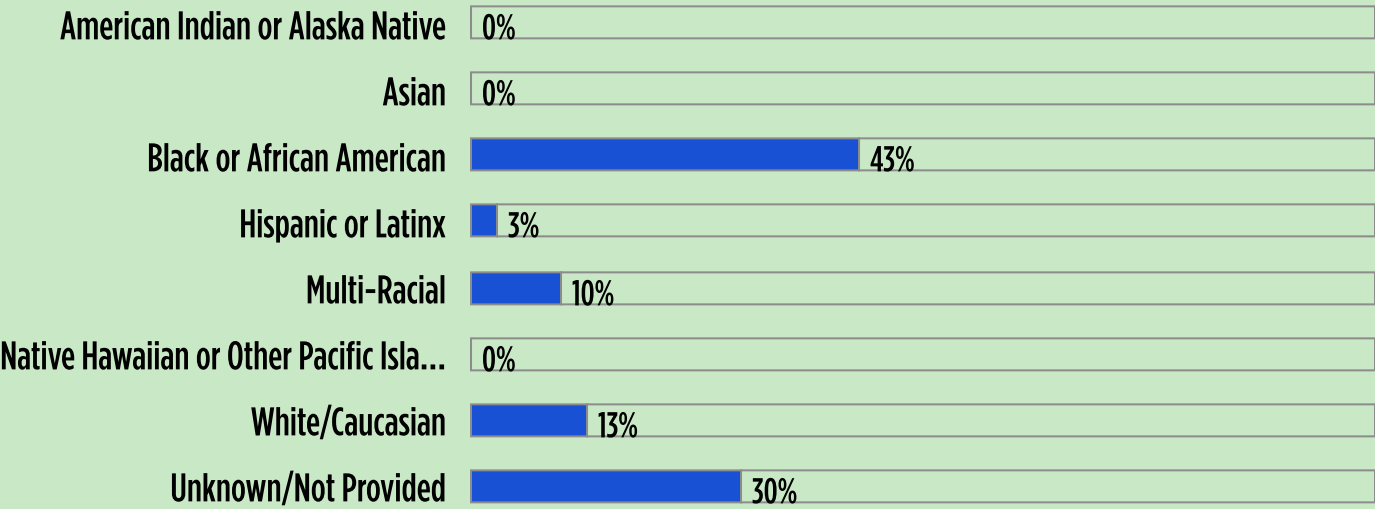
Sex



Age



Race and Ethnicity



FOR MORE INFORMATION VISIT 1800RUNAWAY.ORG/DATA

FOLLOW @1800RUNAWAY ON INSTAGRAM, FACEBOOK, & THREADS OR @NATIONALRUNAWAYSAFELINE ON TIKTOK & YOUTUBE