



National Runaway Safeline CRISIS SERVICES SNAPSHOT

DATA COLLECTED JANUARY 1, 2024 - DECEMBER 31, 2024


IDAHO



TOP 5 COUNTIES: ADA (25%), KOOTENAI (17%), CANYON (15%), BONNEVILLE (7%), TWIN FALLS (3%)

Total Crisis Contacts

123



Hotline Calls
19%



Live Chats
70%



Texts
11%



Emails
0%



Forum Posts
1%

3 Home Free Tickets Issued



45%

of youth were still home at the time of crisis contact.

Youth Status at Time of Contact

45%	Youth In Crisis	8%	Homeless
32%	Contemplating Running	1%	Suspected Missing
14%	Runaway	0%	Asked to Leave

Top Issues



84%
Family Dynamics



36%
Mental Health



29%
Emotional/Verbal Abuse

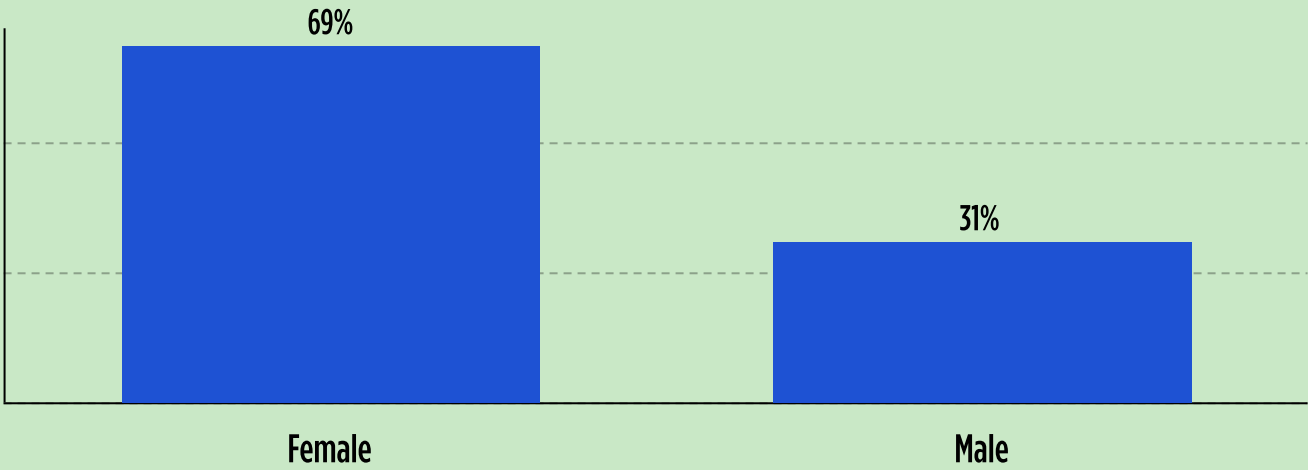


22%
Economics

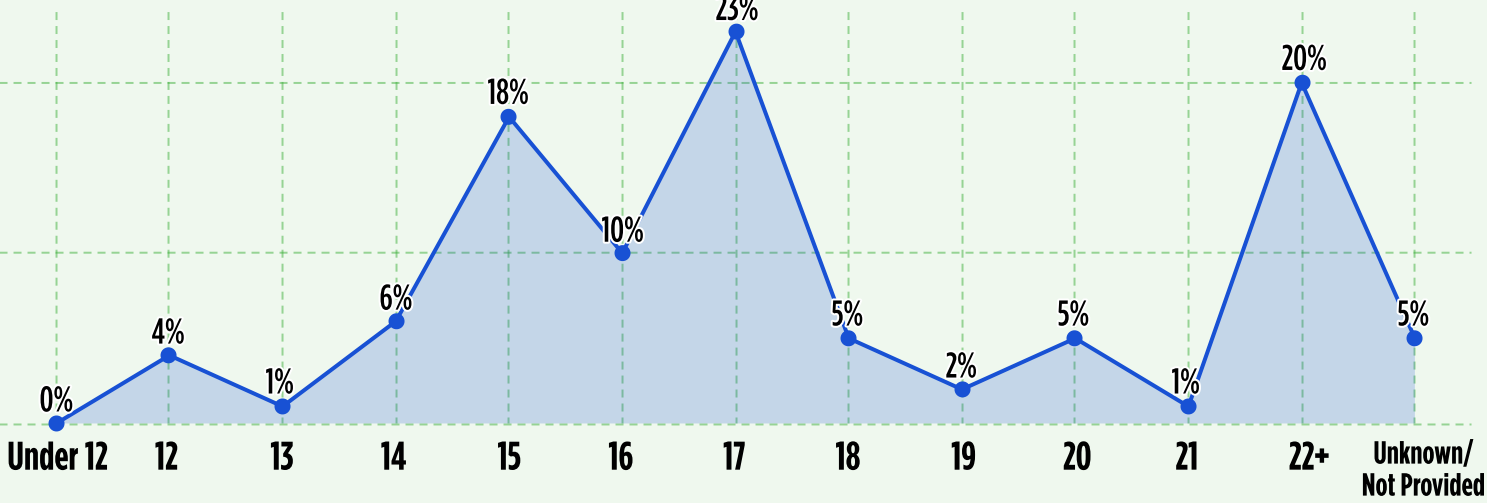


16%
Physical Abuse/Assault

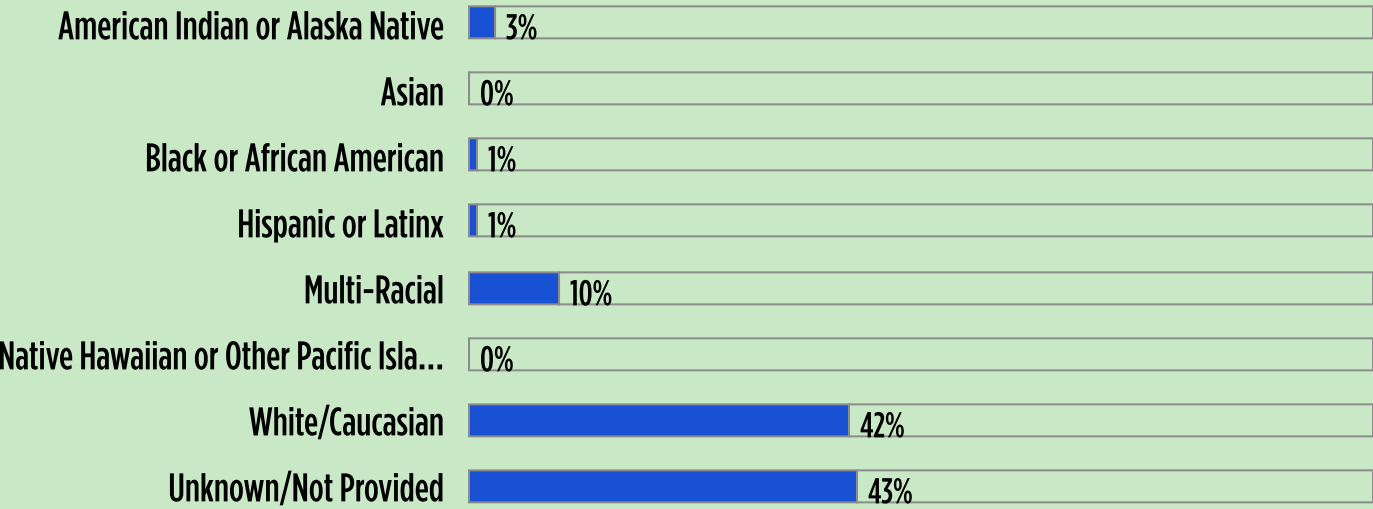
Sex



Age



Race and Ethnicity



FOR MORE INFORMATION VISIT 1800RUNAWAY.ORG/DATA

FOLLOW @1800RUNAWAY ON INSTAGRAM, FACEBOOK, & THREADS OR @NATIONALRUNAWAYSAFELINE ON TIKTOK & YOUTUBE