



# National Runaway Safeline CRISIS SERVICES SNAPSHOT


DATA COLLECTED JANUARY 1, 2024 - DECEMBER 31, 2024

## KENTUCKY



TOP 5 COUNTIES: JEFFERSON (23%), FAYETTE (10%), ALLEN (4%), HARDIN (4%), MONTGOMERY (3%)

Total Crisis Contacts  
**298**



Hotline Calls  
24%



Live Chats  
64%



Texts  
12%

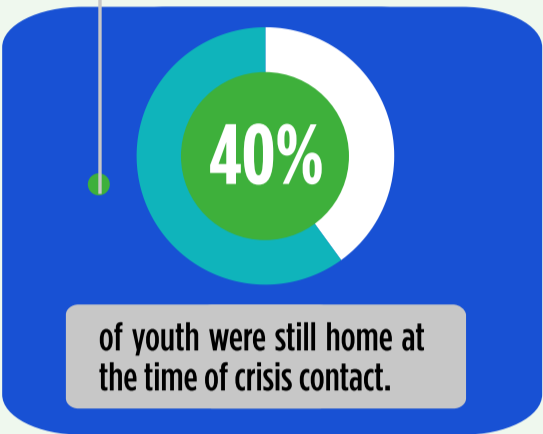


Emails  
0%



Forum Posts  
0%

13 Home Free Tickets Issued



### Youth Status at Time of Contact

39%	Youth In Crisis	13%	Runaway
29%	Contemplating Running	3%	Asked to Leave
16%	Homeless	0%	Suspected Missing

### Top Issues



73%  
Family Dynamics



38%  
Economics



28%  
Mental Health

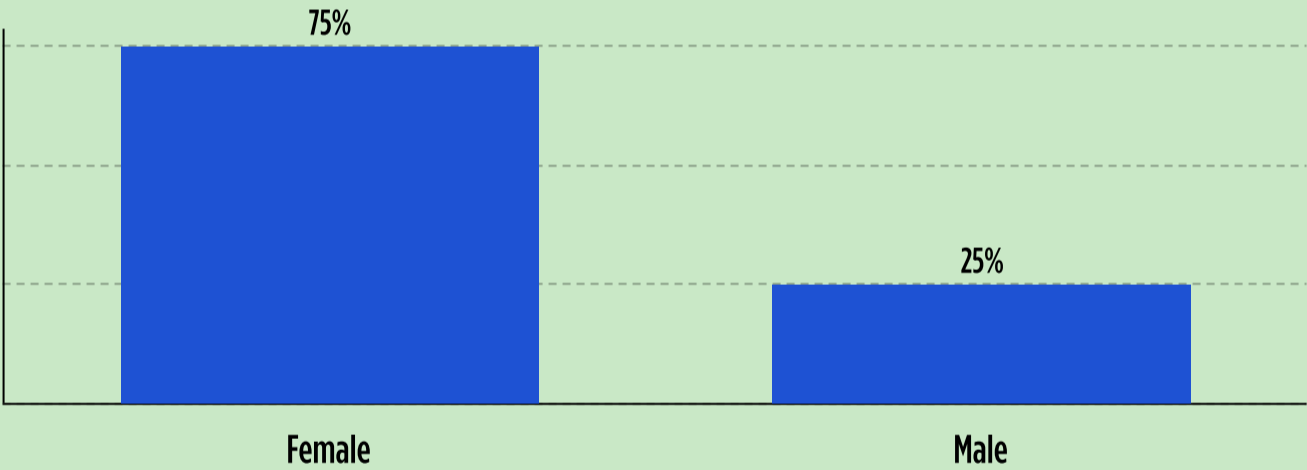


28%  
Transportation

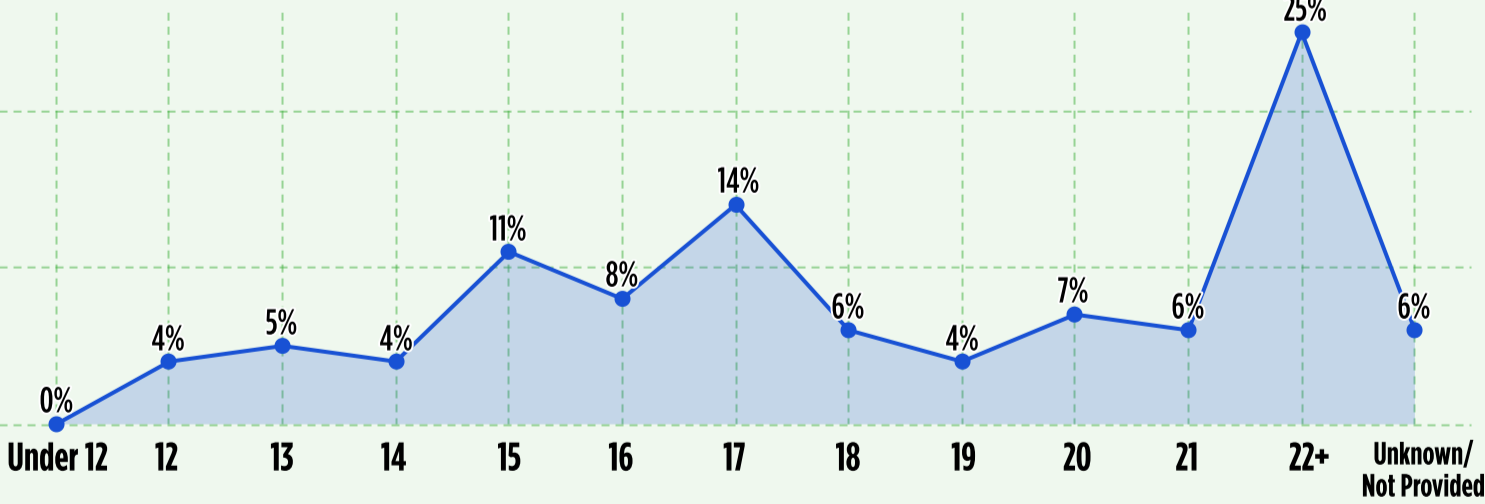


20%  
Emotional/Verbal Abuse

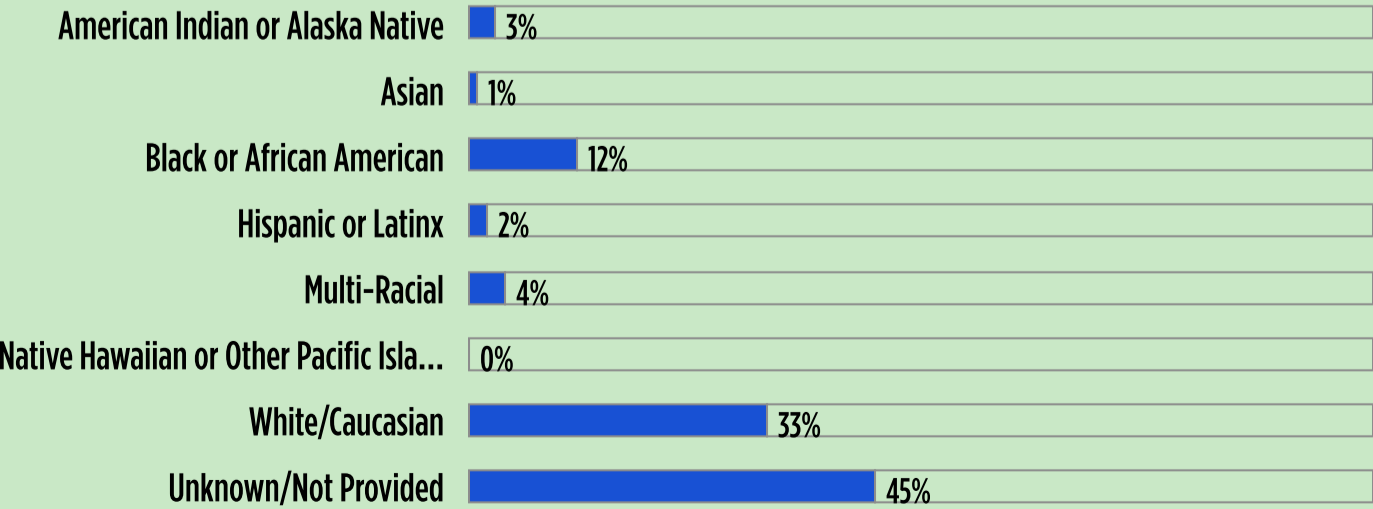
### Sex



### Age



### Race and Ethnicity



FOR MORE INFORMATION VISIT [1800RUNAWAY.ORG/DATA](https://1800RUNAWAY.ORG/DATA)

FOLLOW @1800RUNAWAY ON INSTAGRAM, FACEBOOK, & THREADS OR @NATIONALRUNAWAYSAFELINE ON TIKTOK & YOUTUBE