



National Runaway Safeline CRISIS SERVICES SNAPSHOT

DATA COLLECTED JANUARY 1, 2024 - DECEMBER 31, 2024

MAINE



TOP 5 COUNTIES: CUMBERLAND (28%), KENNEBEC (19%), OXFORD (9%), FRANKLIN (9%), YORK (8%)

Total Crisis Contacts

67



Hotline Calls
24%



Live Chats
58%



Texts
18%



Emails
0%



Forum Posts
0%

0 Home Free Tickets Issued



49%

of youth were still home at the time of crisis contact.

Youth Status at Time of Contact

49%	Contemplating Running	2%	Runaway
35%	Youth In Crisis	0%	Asked to Leave
14%	Homeless	0%	Suspected Missing

Top Issues



76%
Family Dynamics



36%
Emotional/Verbal Abuse



29%
Economics

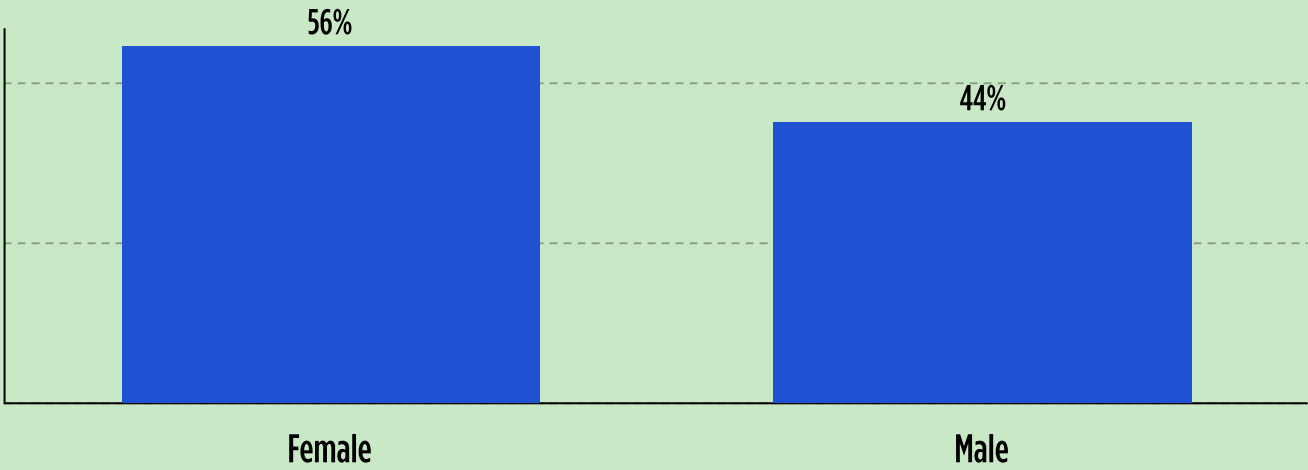


29%
Mental Health

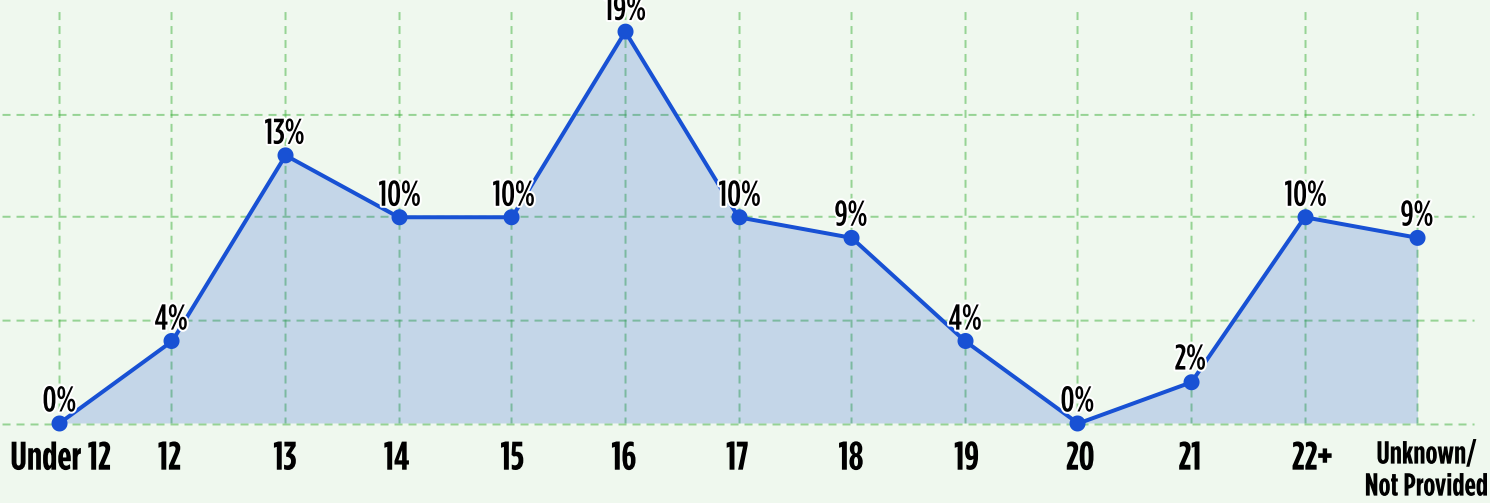


29%
Transportation

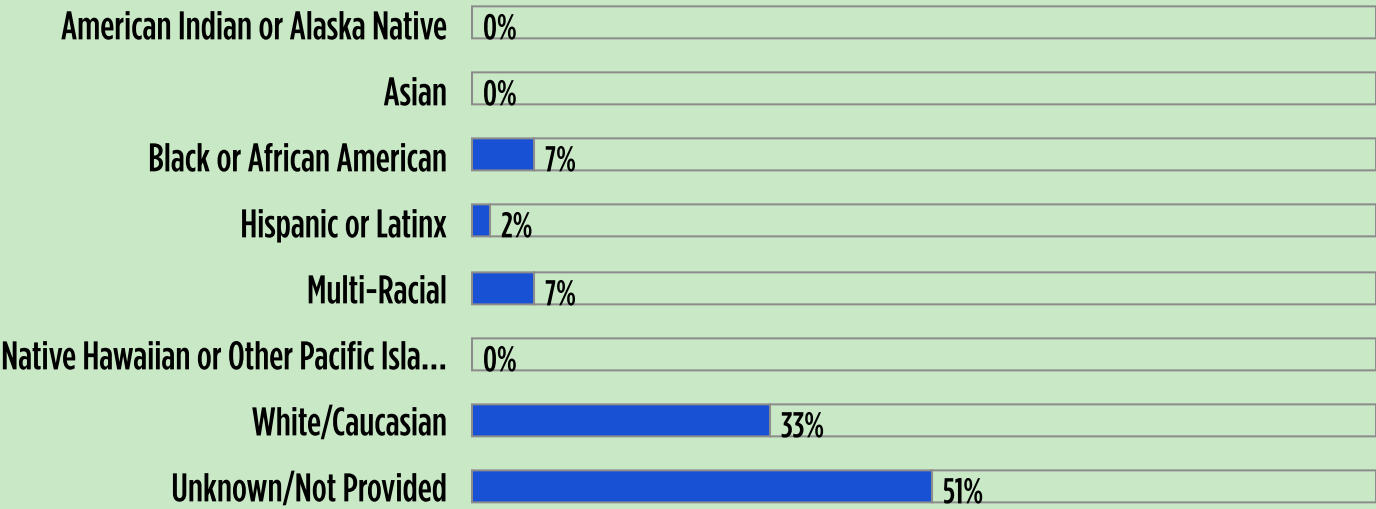
Sex



Age



Race and Ethnicity



FOR MORE INFORMATION VISIT 1800RUNAWAY.ORG/DATA

FOLLOW @1800RUNAWAY ON INSTAGRAM, FACEBOOK, & THREADS OR @NATIONALRUNAWAYSAFELINE ON TIKTOK & YOUTUBE