



# National Runaway Safeline CRISIS SERVICES SNAPSHOT

DATA COLLECTED JANUARY 1, 2024 - DECEMBER 31, 2024


## MICHIGAN



TOP 5 COUNTIES: WAYNE (28%), OAKLAND (8%), MACOMB (7%), KENT (7%), INGHAM (5%)

Total Crisis Contacts

599



Hotline Calls  
32%



Live Chats  
52%



Texts  
16%

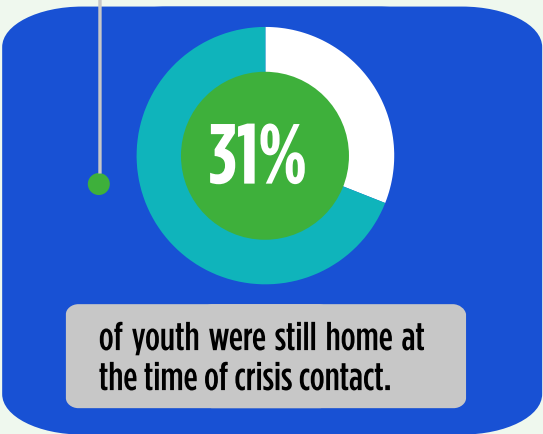


Emails  
0%



Forum Posts  
1%

15 Home Free Tickets Issued



### Youth Status at Time of Contact

40%	Youth In Crisis	13%	Runaway
27%	Contemplating Running	4%	Asked to Leave
16%	Homeless	0%	Suspected Missing

### Top Issues



74%  
Family Dynamics



32%  
Economics



28%  
Transportation

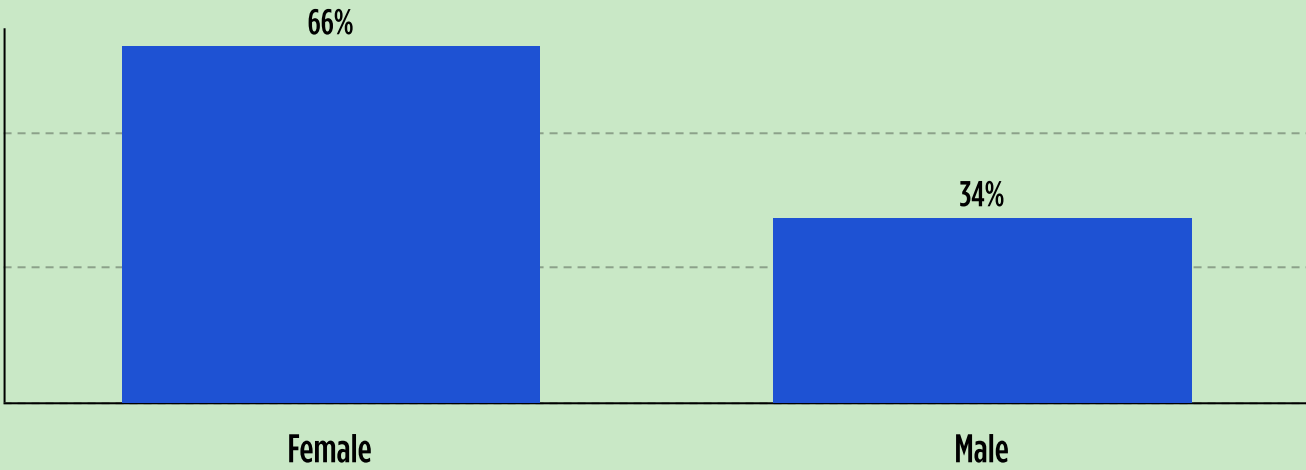


27%  
Mental Health

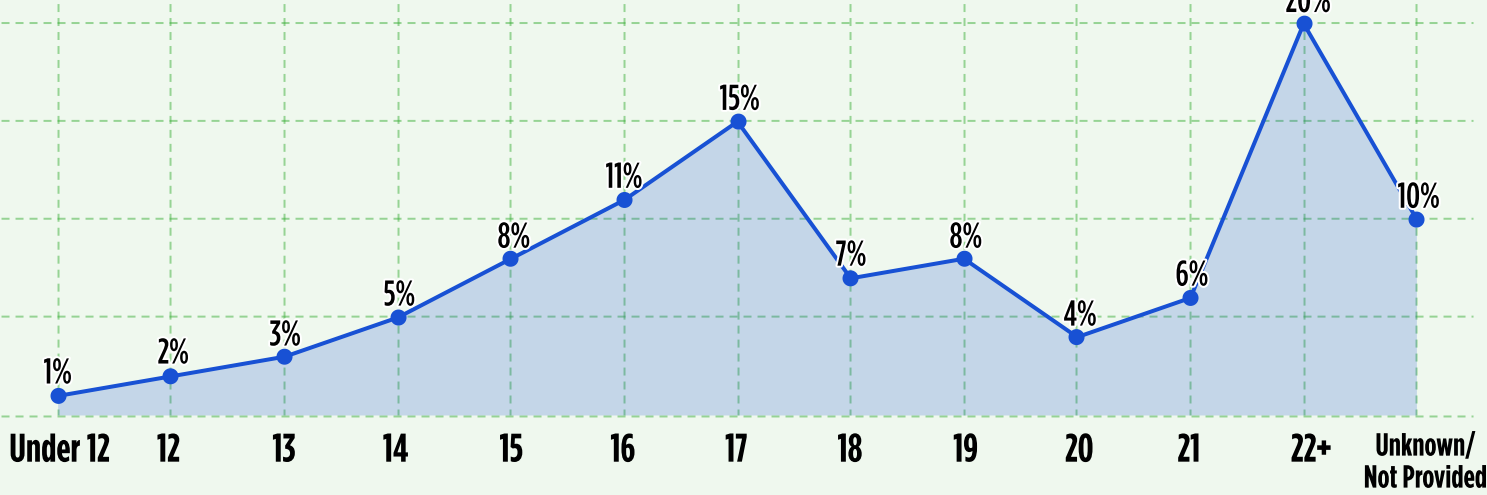


23%  
Emotional/Verbal Abuse

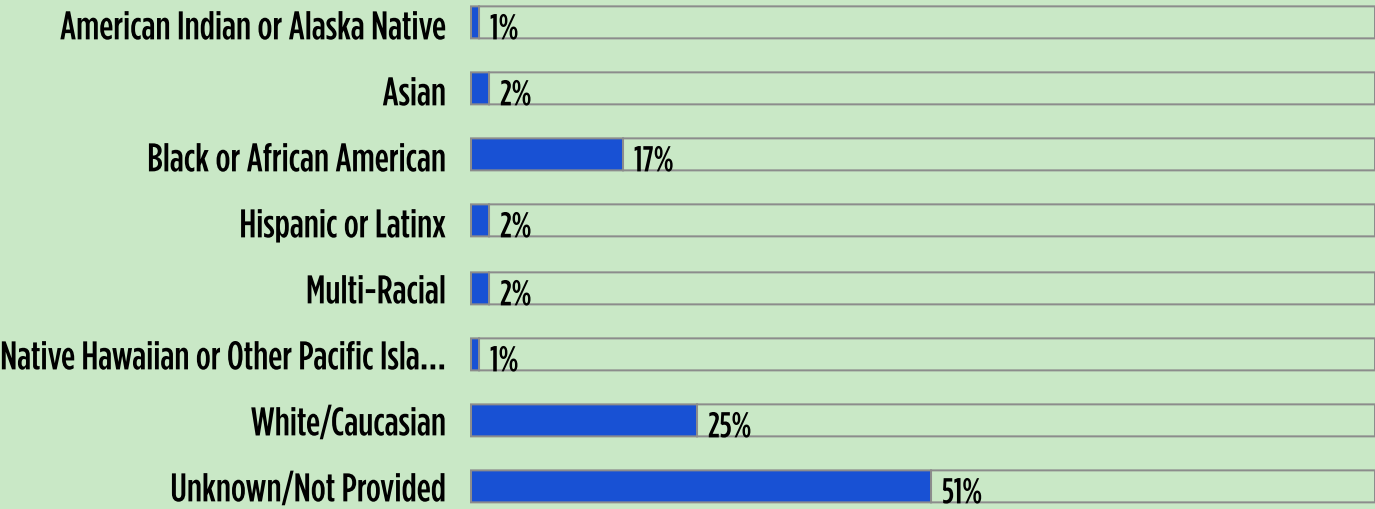
### Sex



### Age



### Race and Ethnicity



FOR MORE INFORMATION VISIT [1800RUNAWAY.ORG/DATA](https://1800RUNAWAY.ORG/DATA)

FOLLOW @1800RUNAWAY ON INSTAGRAM, FACEBOOK, & THREADS OR @NATIONALRUNAWAYSAFELINE ON TIKTOK & YOUTUBE