




National Runaway Safeline  
**CRISIS SERVICES SNAPSHOT**  
DATA COLLECTED JANUARY 1, 2024 - DECEMBER 31, 2024

# NEBRASKA

TOP 5 COUNTIES: DOUGLAS (33%), LANCASTER (24%), SARPY (8%), HALL (7%), THURSTON (3%)

Total Crisis Contacts  
**110**



Hotline Calls  
27%



Live Chats  
66%



Texts  
6%

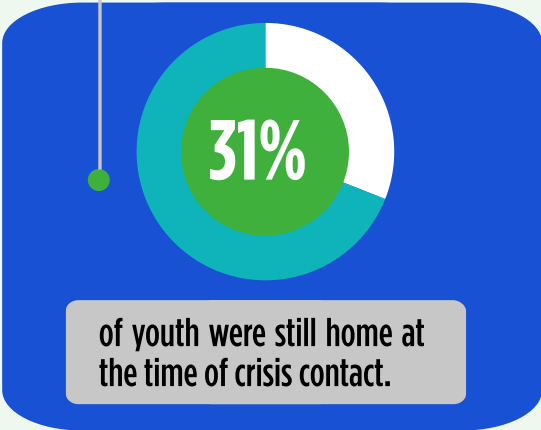


Emails  
0%



Forum Posts  
1%

9 Home Free Tickets Issued



**Youth Status at Time of Contact**

52%	Youth In Crisis	10%	Runaway
18%	Homeless	3%	Asked to Leave
15%	Contemplating Running	2%	Suspected Missing

**Top Issues**



69%  
Family Dynamics



39%  
Economics



31%  
Transportation

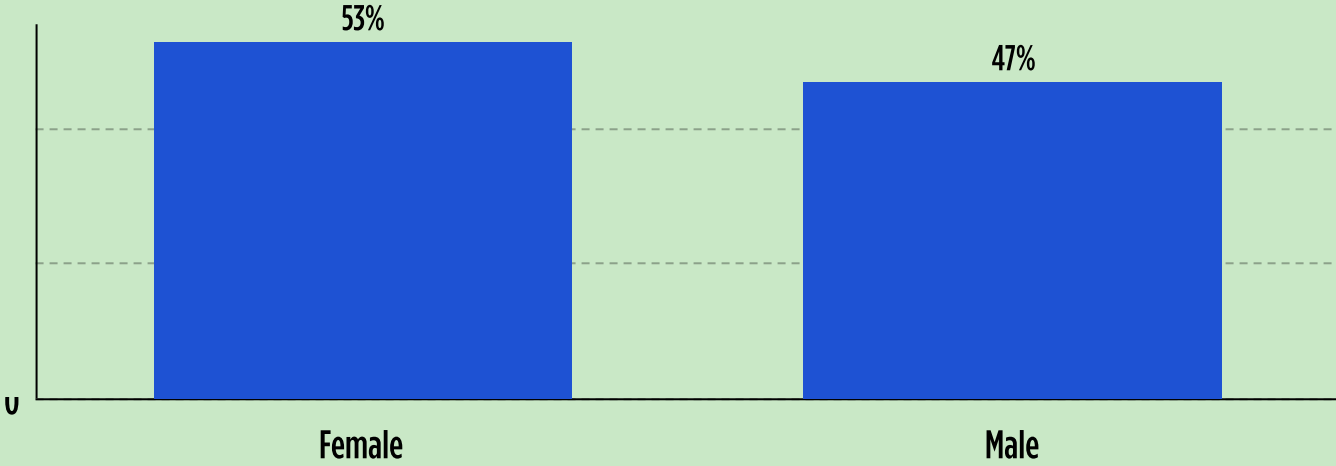


21%  
Youth/Family Services



20%  
Mental Health

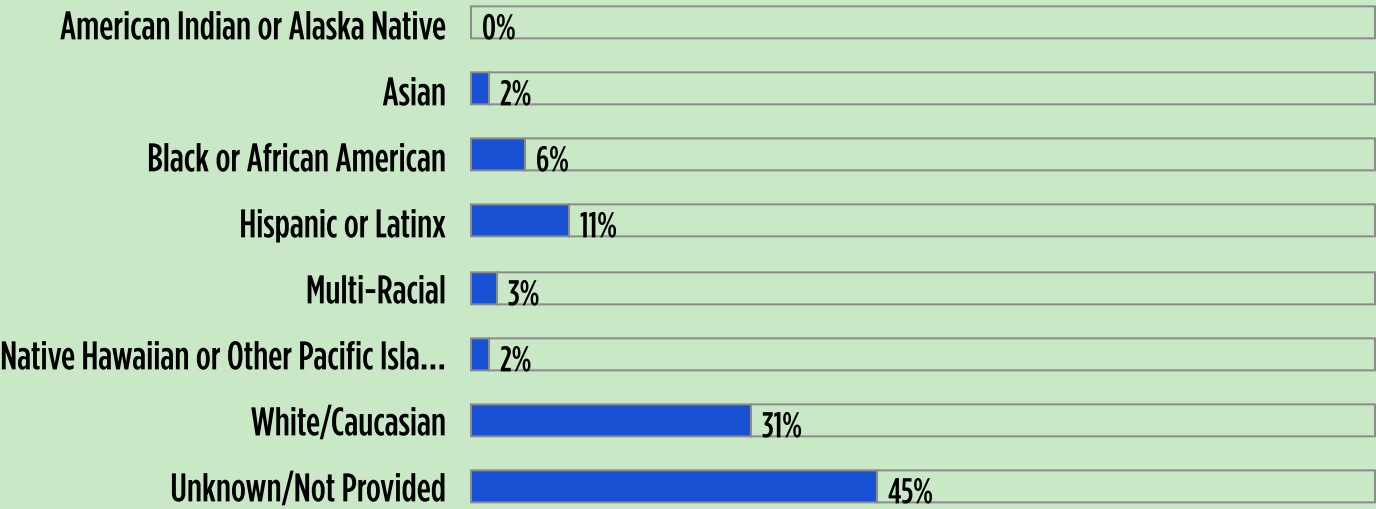
**Sex**



**Age**



**Race and Ethnicity**



**FOR MORE INFORMATION VISIT 1800RUNAWAY.ORG/DATA**

FOLLOW @1800RUNAWAY ON INSTAGRAM, FACEBOOK, & THREADS OR @NATIONALRUNAWAYSAFELINE ON TIKTOK & YOUTUBE