



National Runaway Safeline CRISIS SERVICES SNAPSHOT


DATA COLLECTED JANUARY 1, 2024 - DECEMBER 31, 2024

OREGON



TOP 5 COUNTIES: MULTNOMAH (20%), LANE (12%), WASHINGTON (12%), CLACKAMAS (9%), MARION (6%)

Total Crisis Contacts
270



Hotline Calls
26%



Live Chats
59%



Texts
15%

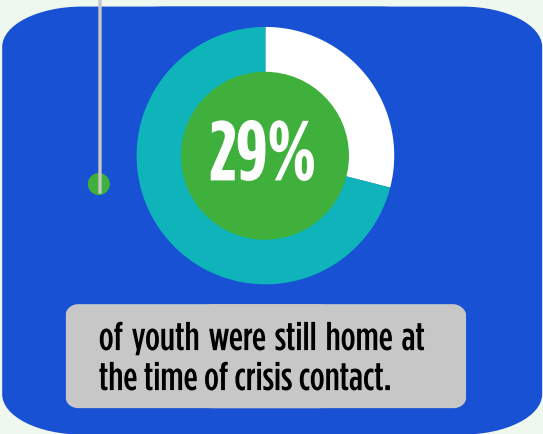


Emails
0%



Forum Posts
<1%

8 Home Free Tickets Issued



Youth Status at Time of Contact

49%	Youth In Crisis	5%	Homeless
22%	Contemplating Running	2%	Asked to Leave
22%	Runaway	0%	Suspected Missing

Top Issues



77%
Family Dynamics



26%
Economics



25%
Emotional/Verbal Abuse

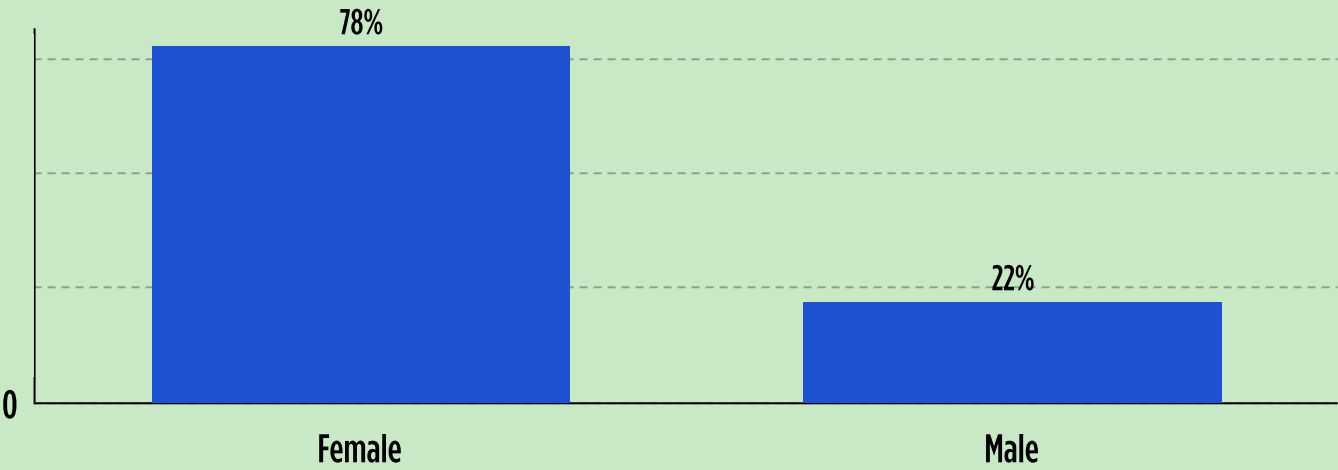


24%
Mental Health



24%
Transportation

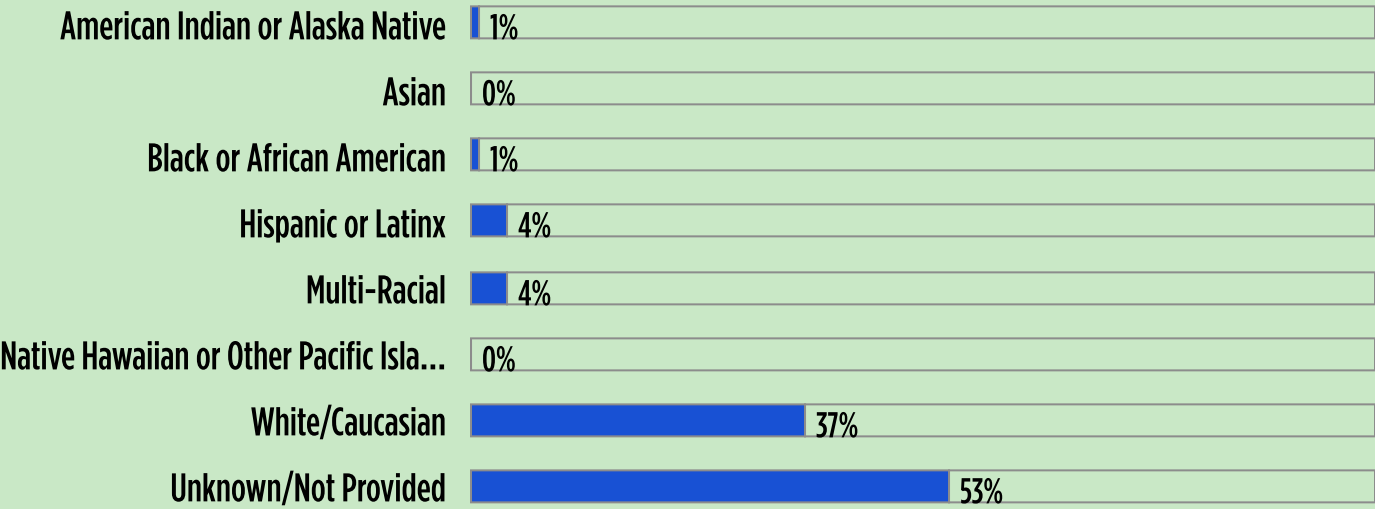
Sex



Age



Race and Ethnicity



FOR MORE INFORMATION VISIT 1800RUNAWAY.ORG/DATA

FOLLOW @1800RUNAWAY ON INSTAGRAM, FACEBOOK, & THREADS OR @NATIONALRUNAWAYSAFELINE ON TIKTOK & YOUTUBE