




National Runaway Safeline  
**CRISIS SERVICES SNAPSHOT**  
DATA COLLECTED JANUARY 1, 2024 - DECEMBER 31, 2024

**SOUTH DAKOTA**

TOP 5 COUNTIES: MINNEHAHA (20%), PENNINGTON (16%), BROWN (8%), MEADE (6%), OGLALA LAKOTA (4%)

Total Crisis Contacts  
**50**



Hotline Calls  
30%



Live Chats  
46%



Texts  
24%

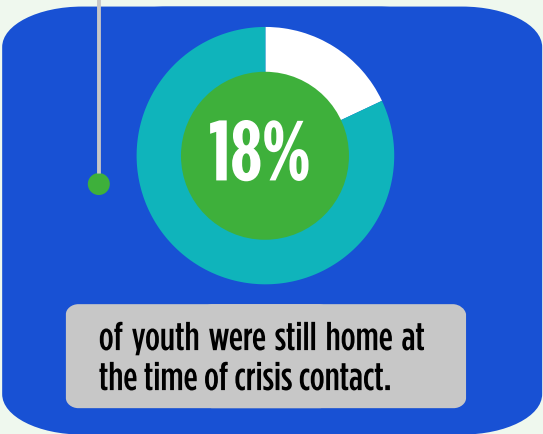


Emails  
0%



Forum Posts  
0%

0 Home Free Tickets Issued



Youth Status at Time of Contact

61%	Youth In Crisis	11%	Runaway
14%	Contemplating Running	3%	Asked to Leave
11%	Homeless	0%	Suspected Missing

Top Issues



72%  
Family Dynamics



41%  
Transportation



34%  
Economics

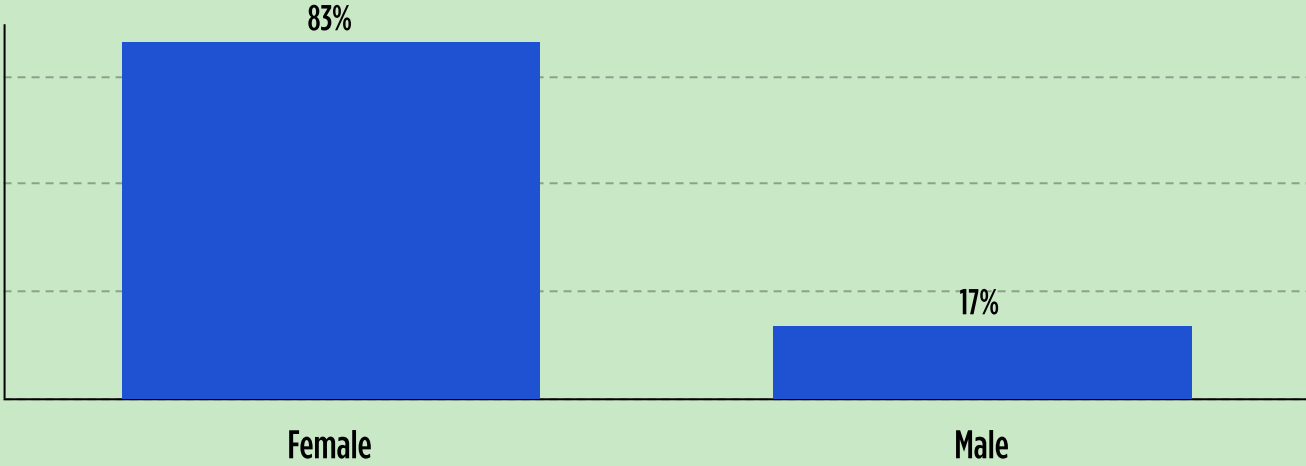


24%  
Mental Health

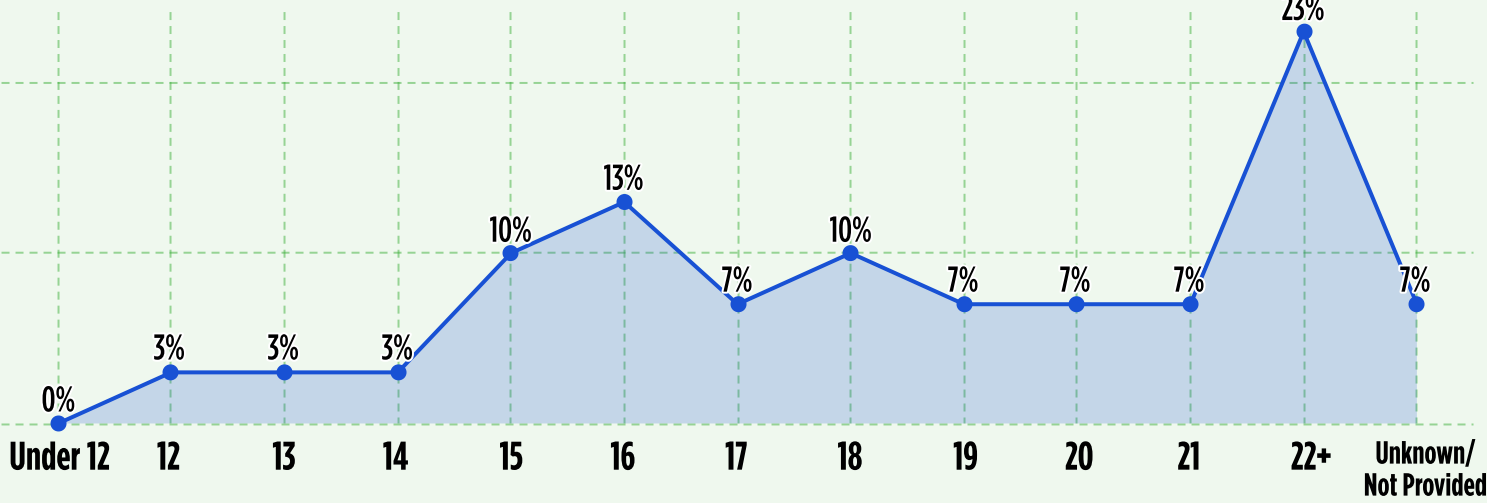


14%  
Emotional/Verbal Abuse

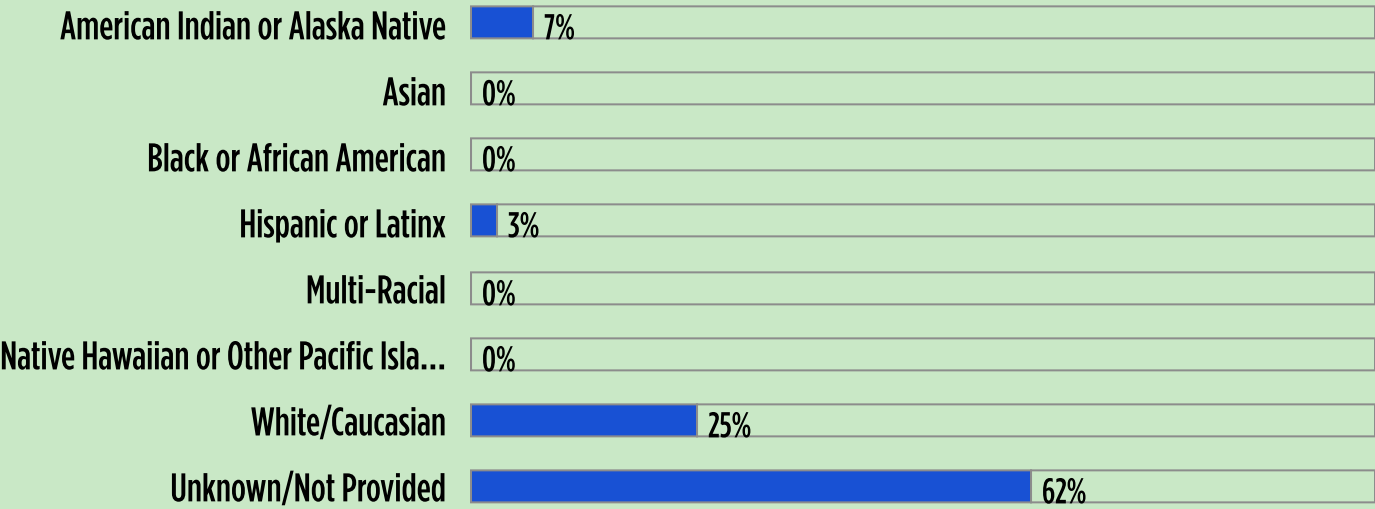
Sex



Age



Race and Ethnicity



FOR MORE INFORMATION VISIT [1800RUNAWAY.ORG/DATA](https://1800RUNAWAY.ORG/DATA)

FOLLOW @1800RUNAWAY ON INSTAGRAM, FACEBOOK, & THREADS OR @NATIONALRUNAWAYSAFELINE ON TIKTOK & YOUTUBE