



# National Runaway Safeline CRISIS SERVICES SNAPSHOT


DATA COLLECTED JANUARY 1, 2024 - DECEMBER 31, 2024

## TENNESSEE



TOP 5 COUNTIES: SHELBY (20%), DAVIDSON (16%), KNOX (8%), HAMILTON (5%), RUTHERFORD (4%)

Total Crisis Contacts  
**477**



Hotline Calls  
28%



Live Chats  
52%



Texts  
19%

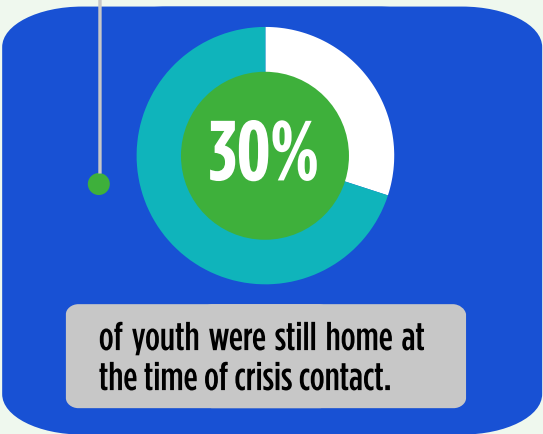


Emails  
0%



Forum Posts  
1%

30 Home Free Tickets Issued



### Youth Status at Time of Contact

51%	Youth In Crisis	9%	Homeless
19%	Contemplating Running	4%	Asked to Leave
17%	Runaway	<1%	Suspected Missing

### Top Issues



67%  
Family Dynamics



39%  
Economics



32%  
Transportation

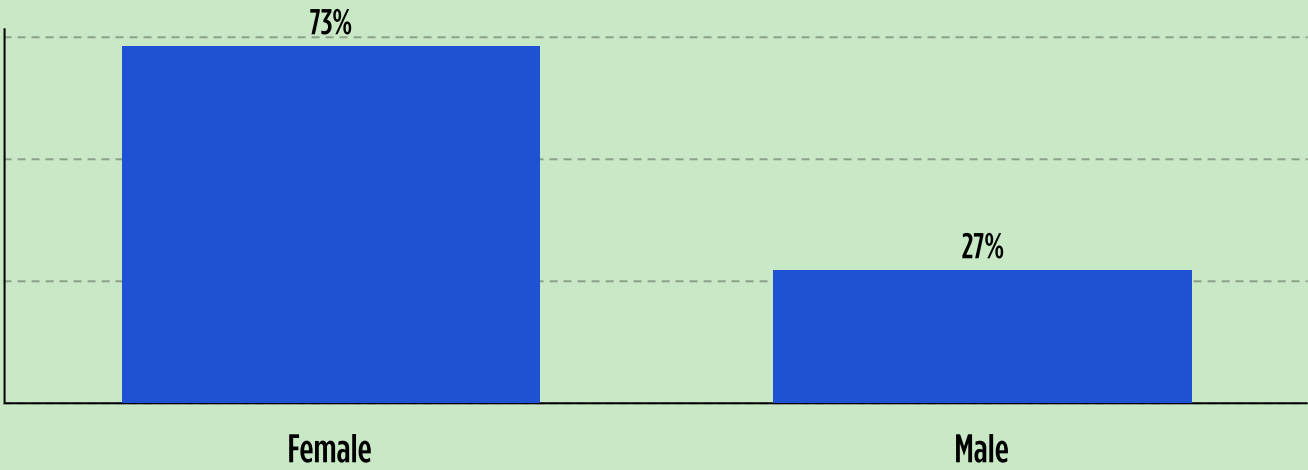


24%  
Mental Health

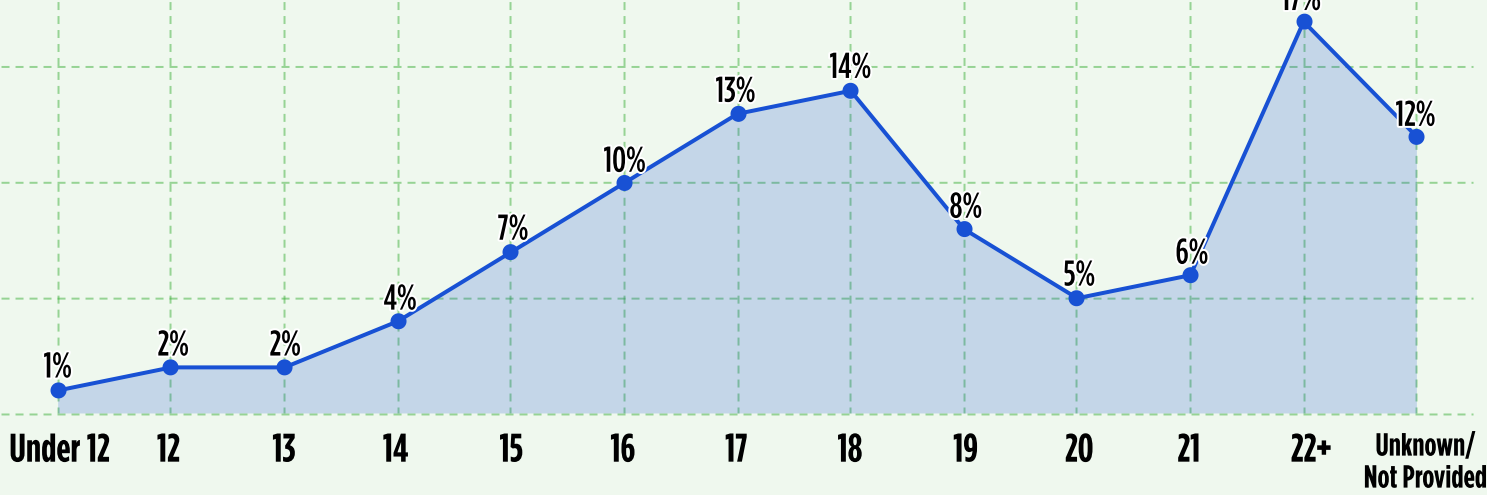


20%  
Emotional/Verbal Abuse

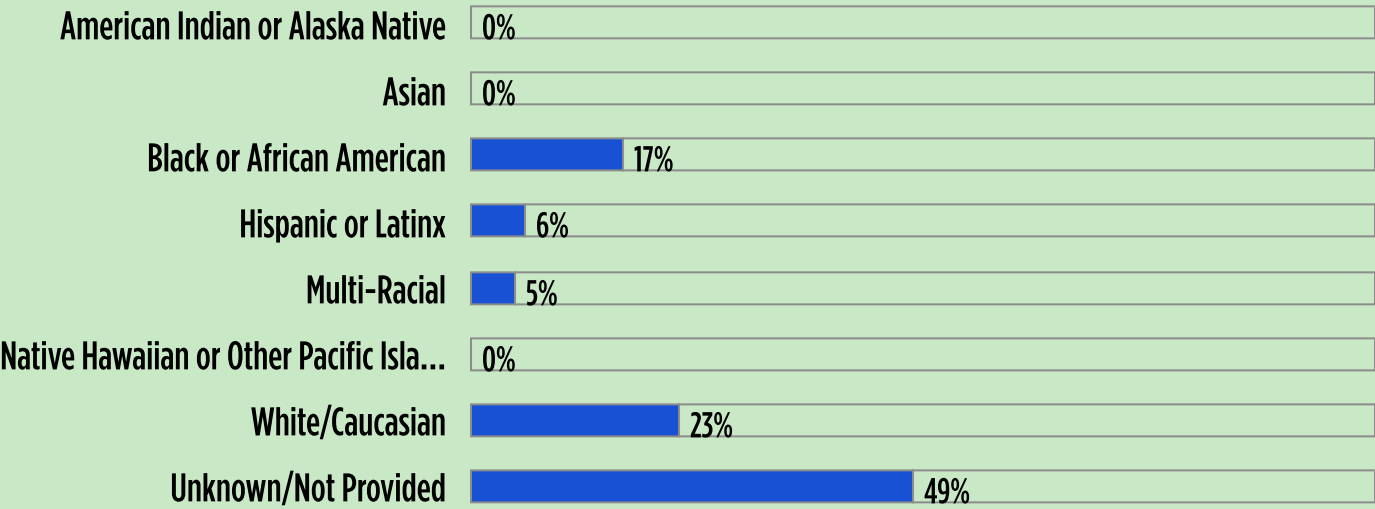
### Sex



### Age



### Race and Ethnicity



FOR MORE INFORMATION VISIT [1800RUNAWAY.ORG/DATA](https://1800RUNAWAY.ORG/DATA)

FOLLOW @1800RUNAWAY ON INSTAGRAM, FACEBOOK, & THREADS OR @NATIONALRUNAWAYSAFELINE ON TIKTOK & YOUTUBE