



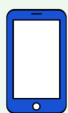
National Runaway Safeline
CRISIS SERVICES SNAPSHOT
DATA COLLECTED JANUARY 1, 2024 - DECEMBER 31, 2024

VERMONT



TOP 5 COUNTIES: WINDHAM (30%), RUTHLAND (15%), CHITTENDEN (15%), BENNINGTON (11%), ORLEANS (7%)

Total Crisis Contacts
27



Hotline Calls
48%



Live Chats
48%



Texts
0%



Emails
0%



Forum Posts
4%

0 Home Free Tickets Issued



39%

of youth were still home at the time of crisis contact.

Youth Status at Time of Contact

| | | | |
|-----|-----------------------|----|-------------------|
| 69% | Youth In Crisis | 6% | Homeless |
| 13% | Contemplating Running | 0% | Asked to Leave |
| 12% | Runaway | 0% | Suspected Missing |

Top Issues



62%
Family Dynamics



39%
Mental Health



31%
Emotional/Verbal Abuse

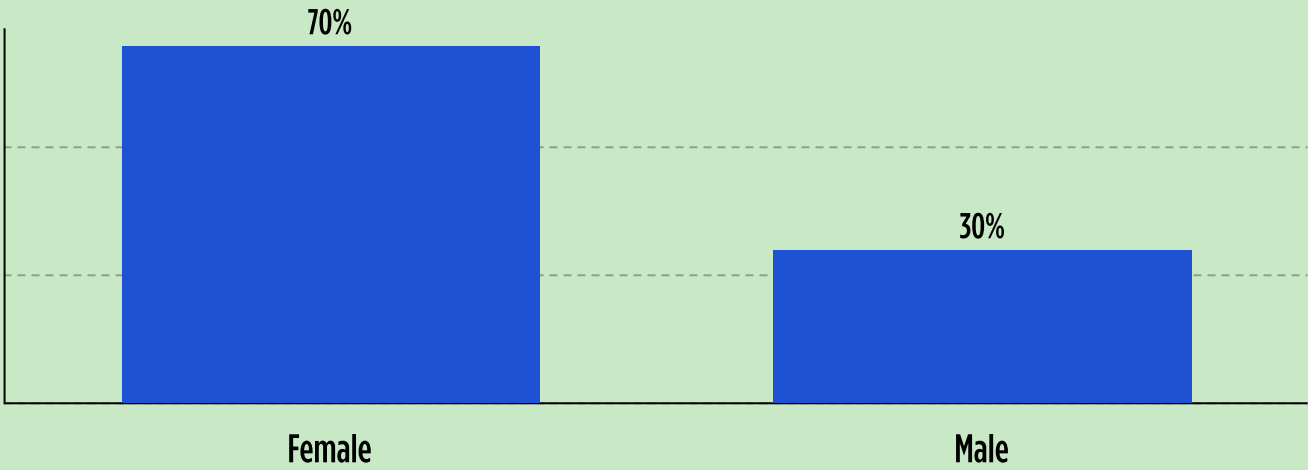


15%
Physical Abuse/Assault



15%
Youth/Family Services

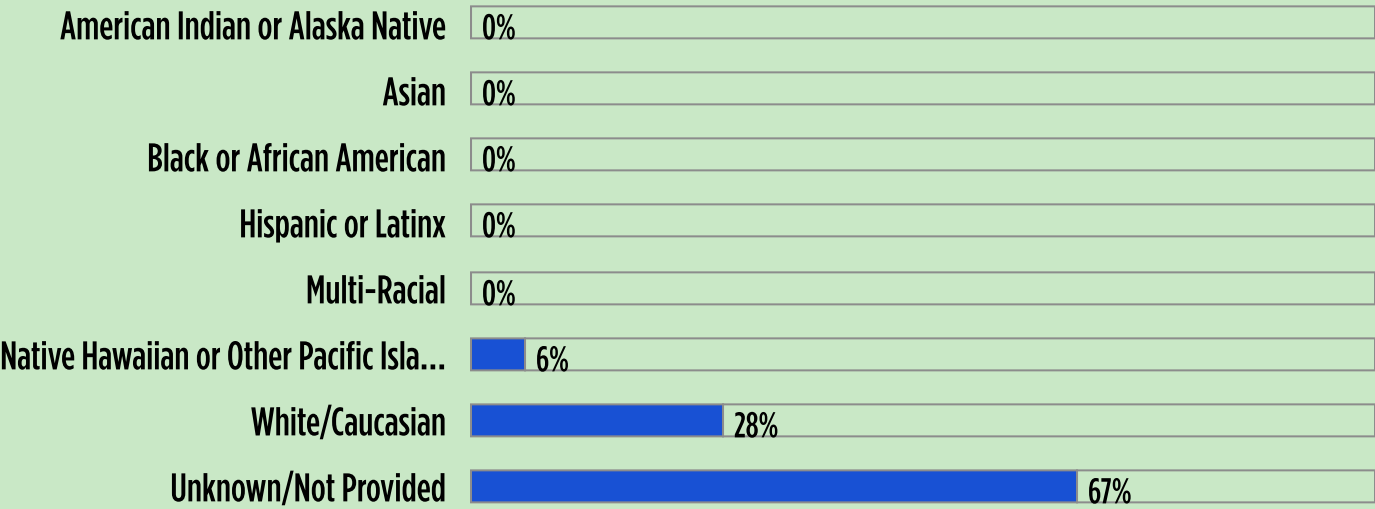
Sex



Age



Race and Ethnicity



FOR MORE INFORMATION VISIT 1800RUNAWAY.ORG/DATA

FOLLOW @1800RUNAWAY ON INSTAGRAM, FACEBOOK, & THREADS OR @NATIONALRUNAWAYSAFELINE ON TIKTOK & YOUTUBE