



National Runaway Safeline

CRISIS SERVICES SNAPSHOT

DATA COLLECTED JANUARY 1, 2024-DECEMBER 31ST, 2025

NEW HAMPSHIRE

TOP 5 COUNTIES: ROCKINGHAM (21%), HILSBOROUGH (18%), MERRIMACK (12%), GRAFTON (12%), CHESHIRE (8%)

Total Crisis Contacts

47



Hotline Calls
43%



Live Chats
45%



Texts
13%

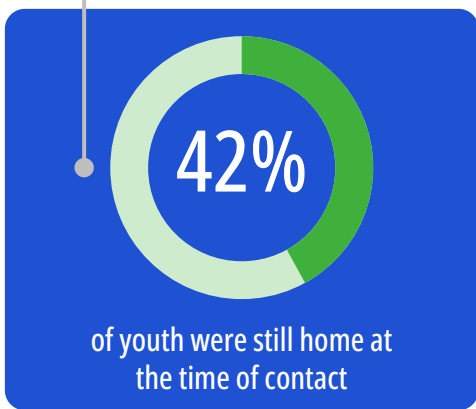


Emails
0%

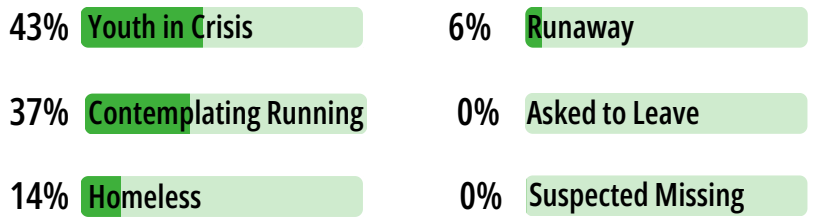


Forum Posts
0%

2 Home Free Tickets Issued



Youth Status at Time of Contact



Top Issues



72%
Family Dynamics



28%
Economics



28%
Mental Health

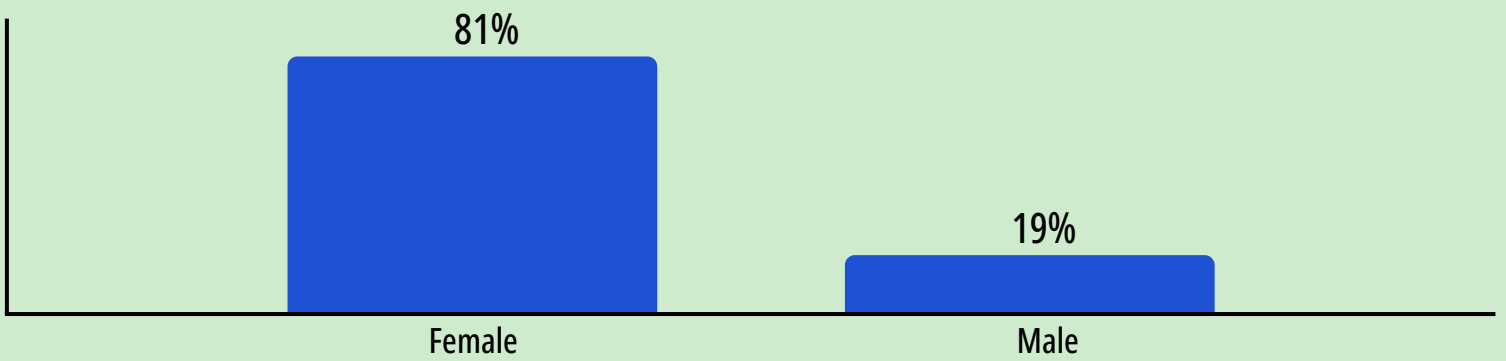


25%
Transportation

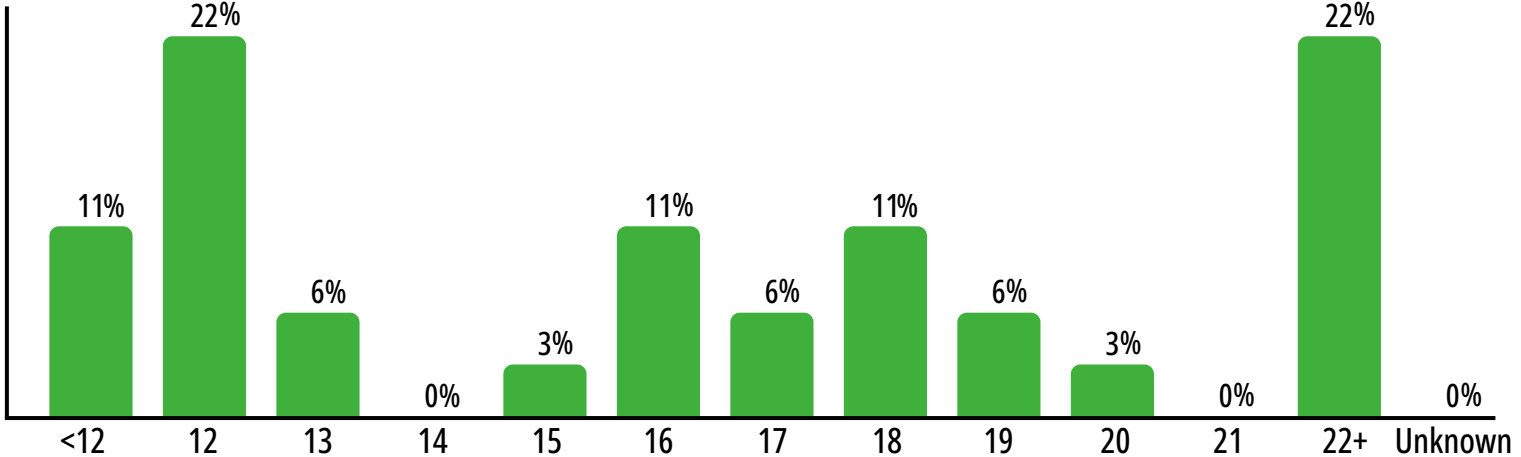


25%
Youth/Family Services


Sex



Age



Race and Ethnicity



FOR MORE INFORMATION VISIT 1800RUNAWAY.ORG/DATA

FOLLOW @1800RUNAWAY AND @NATIONALRUNAWAYSAFELINE ON INSTAGRAM OR FACEBOOK

